



ACTIVITY CLUSTERS FOR REGISTRATION

VERSION 1.0

JUNE 2003

TABLE OF CONTENTS

INTRODUCTION.....	3
ACTIVITY CLUSTERS.....	4
ABSEILING (ARTIFICIAL).....	5
SINGLE PITCH ABSEILING GUIDE (ARTIFICIAL SURFACES)	5
SINGLE PITCH ABSEILING INSTRUCTOR (ARTIFICIAL SURFACES)	9
MULTI PITCH ABSEILING INSTRUCTOR (ARTIFICIAL SURFACE)	11
ABSEILING (NATURAL)	14
SINGLE PITCH ABSEILING GUIDE (NATURAL SURFACES)	14
SINGLE PITCH ABSEILING INSTRUCTOR (NATURAL SURFACES)	18
MULTI PITCH ABSEILING GUIDE (NATURAL SURFACES)	21
MULTI PITCH ABSEILING INSTRUCTOR (NATURAL SURFACE).....	24
BUSHWALKING.....	27
BUSHWALKING GUIDE - TRACKED OR EASY UNTRACKED	27
BUSHWALKING GUIDE - DIFFICULT AND TRACKLESS.....	31
BUSHWALKING GUIDE - UNMODIFIED LANDSCAPES	35
CHALLENGE ROPES COURSES	37
CHALLENGE ROPES COURSE CONDUCTOR - LOW ROPES	38
CHALLENGE ROPES COURSE CONDUCTOR - HIGH ROPES	42
CHALLENGE ROPES COURSE SUPERVISOR - LOW ROPES	46
CHALLENGE ROPES COURSE SUPERVISOR - HIGH ROPES	49
CHALLENGE ROPES COURSE MANAGER - LOW ROPES	52
CHALLENGE ROPES COURSE MANAGER - HIGH ROPES	53
CLIMBING (ARTIFICIAL)	54
RESTRICTED CLIMBING GUIDE (ARTIFICIAL SURFACES)	54
CLIMBING GUIDE (ARTIFICIAL SURFACES)	58
SINGLE PITCH CLIMBING INSTRUCTOR (ARTIFICIAL SURFACES).....	61
MULTI PITCH CLIMBING INSTRUCTOR (ARTIFICIAL SURFACE).....	63
APPENDIX 1: SUMMARY OF REGISTRATION LEVELS AND REQUIRED COMPETENCIES.....	65
APPENDIX 2: MAPPING – NEW UNITS (SRO03 TRAINING PACKAGE) AGAINST OLD (SRO99 TRAINING PACKAGE).....	70

INTRODUCTION

The following document has been compiled to support the National Outdoor Leader Registration Scheme (NOLRS). Within it are the clusters of units of competency required for registration in each activity (henceforth referred to as the “activity clusters”). For each activity, there are a number of different levels of registration possible. As an example, within the activity area of climbing on artificial surfaces, there are four possible registration levels; Restricted Climbing Guide, Climbing Guide, Single Pitch Climbing Instructor, or Multi Pitch Climbing Instructor.

At the start of each different activity cluster is a flow chart indicating the recommended progression through each of the registration levels. That is not to say that initial registration must commence at the first level. Registration may be applied for at whatever level you feel your current skills and knowledge are at. At the start of each registration level are a few paragraphs describing the skills and knowledge required at that level.

Each registration level contains a list of the units of competency required to achieve registration and an overview of those competencies (complete units of competency may be viewed at <http://www.ntis.gov.au>. Click on Training Packages, then enter Training Package CODE as SRO03). For each registration level, leadership and management competencies are listed, as well as outdoor recreation (generic) competencies and activity-specific competencies. Many of the competencies are common to registration in more than one activity. Appendix 1 contains a matrix that maps each unit of competency against each registration level in each of the activities, thereby indicating those competencies that are common.

The units of competency used as benchmarks for the NOLRS are part of the National Outdoor Recreation Training Package (SRO03). As some registration applicants may have received training and have been deemed competent against the units of competency contained within the predecessor of this Training Package (ie, competent against units contained within the Training Package SRO99), a mapping has been included in Appendix 2, detailing the relationship between the units of competency within these two Training Packages. There are some new units of competency in SRO03 which have no equivalent units in SR099.

If you have not completed any formal competency-based training courses, but believe you have knowledge and skills equivalent to the benchmark units of competency, recognition tools and processes have been developed to assist you to gain formal recognition of your competency in order to gain registration. For more information on these options, please contact the NOLRS administration office in your state/territory.

ACTIVITY CLUSTERS

The fluid nature of outdoor recreation programs means that the particular competencies required are dependent on the situation. Whilst there are some competencies that will vary little between programs and the environment (eg, Implement minimal environmental practices), there are other competency requirements that will vary a great deal. This is due to the diversity of the programs and the environmental settings where they occur (eg, the ability to interpret weather conditions in the field may be appropriate for those conducting abseiling activities in wilderness Tasmania, but not for conducting abseiling activities on a cliff face in suburban Brisbane). The “appropriate” competencies for a particular situation are those that are suitable for a particular person, condition, occasion, client group or location. “Appropriate” also refers to what a reasonable and prudent professional would do. There are four basic interactive variables that can be formed into a matrix that will determine what are “appropriate” competencies required of an Outdoor Guide or Instructor in any given situation:

1. **Kind of environment:** This includes both physical locations (mountain, river, lake, desert, school grounds) and legal requirements (private property, institution, National Parks, Forestry Service). Among the physical variables are weather, distances from the road head and difficulty of terrain.
2. **Kind of activity:** These include the different outdoor recreation activities
3. **Level of technical expertise:** of staff
4. **Profile of clients:** This is determined by age gender, physical and mental abilities, and psychological, social and cultural backgrounds.

It is the responsibility of a particular employer, organisation, government agency or resource manager to determine the "appropriate" competencies required, based on a risk analysis of the type of program(s), situations, clients and conditions. It should therefore be noted that additional competencies over and above those specified as a minimum within this document may be deemed necessary in some circumstances.

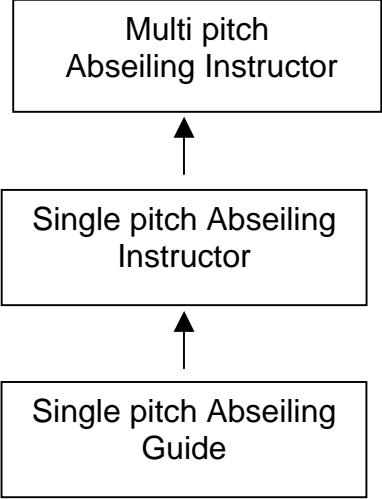
The levels within the Registration Scheme are based on defined job roles or functions within a specific activity. In the case of abseiling, the functions have been defined according to the following structure, which also provides an indication of the sequence in which the required competencies would normally be achieved.

Within the Registration Scheme, the following definitions are used to describe the roles performed:

Role/function	Description
Client	A person whose welfare is the responsibility of a Guide or Instructor.
Guide	A person who possesses relevant outdoor recreation activity specific competencies to lead or guide clients in that activity. There is no intention of imparting skills or knowledge to clients beyond that which is necessary to enable their safe participation in the activity. At the end of a session or program with a guide, the intent is not for the client to have acquired the skills to independently participate in the activity.
Instructor	A person who facilitates skill transfer or development to clients in order that they may act independently within the context in which they were instructed. This requires the instructor to be able to transfer required skills and knowledge, apply a variety of appropriate instructional strategies, and assess participant's skill and knowledge acquisition during and at the end of a program or session.

ABSEILING (ARTIFICIAL)

This document contains information on the **minimum competencies** required to achieve Registration within the National Outdoor Leader Registration Scheme at specific levels within the activity of **abseiling on artificial surfaces**.



SINGLE PITCH ABSEILING GUIDE (ARTIFICIAL SURFACES)

Description:

A person designated as a Single Pitch Abseiling Guide (Artificial Surfaces) within the National Outdoor Leader Registration Scheme has the competencies that enable them to work autonomously within a defined range of skilled operations. These should involve known routines, methods and procedures, where minimal discretion and judgement is required in the selection of equipment, services or contingency measures and within known time constraints.

Single pitch abseiling guides may work within clearly defined contexts conducting single pitch abseiling activities acting according to clearly defined Standard Operating Procedures and relevant documented guidelines. Persons with this level of competence may only conduct single pitch abseiling activities at an artificial abseiling site.

Persons with this level of competence may also work as an assistant with a more experienced leader in potentially non-routine or more complex activities and programs (eg, with “at risk” clients).

Knowledge and skill requirements:

(a) Leadership & Management skills

Unit Code	Unit Title
SRXEMR001A	Respond to emergency situations
SRXFAD001A	Provide first aid
SRXGRO001A	Facilitate a group
SRXGRO002A	Deal with conflict

Unit Code	Unit Title
SRXINU002A	Apply sport and recreation law
SRXOHS001B	Follow defined Occupational Health and Safety policy and procedures
SRXRIK001A	Undertake risk analysis of activities

(b) *Outdoor recreation and abseiling specific skills*

Unit Code	Unit Title
SROABA002A	Apply single pitch abseiling skills on artificial surfaces
SROABA003A	Establish ropes for abseiling on artificial surfaces
SROABA005A	Guide abseiling on artificial surfaces (single pitch)
SROODR002A	Plan outdoor recreation activities
SROODR005A	Guide outdoor recreation sessions
SROOPS002B	Plan for minimal environmental impact
SROVTR001A	Perform vertical rescues

The units of competency in bold need only be achieved once, in a generic context, and do not need to be demonstrated in the context of single pitch abseiling.

All other units must be assessed in a single pitch abseiling context.

Critical Aspects of a single pitch abseiling guide's competence:

- Knowledge of, and compliance with, relevant Occupational Health and Safety requirements
- Contribution to participative arrangements for the management of Occupational Health and Safety
- Knowledge of, and compliance with, relevant laws and legal requirements
- Group facilitation skills and conflict resolution strategies
- Application of risk analysis principles in an abseiling context
- Response to emergency situations and performance of self rescue and rescue of clients including release of jams, assistance to frozen abseilers, approach from above and below, ascent and descent of rope, raising and lowering of conscious abseiler, raising and lowering of unconscious abseiler with assistance)
- Knowledge of first aid procedures relevant to abseiling
- Demonstrate an awareness of minimal impact procedures and an understanding of their application to an artificial abseiling environment
- Knowledge of equipment storage and maintenance requirements relevant to abseiling equipment
- Ability to plan and guide an abseiling session appropriate to the clients needs, available resources and environmental limitations
- Independent selection of abseil equipment appropriate to the situation and clients
- Underpinning knowledge about abseiling equipment (advantages, disadvantages, limitations)
- Information about sites to abseil (appropriate to skill level)
- Selection of appropriate fixed anchors (eg, beams, eye bolts, chains)
- Rigging of ropes using single and multiple anchors
- Establishment of belay systems at the top of the pitch
- Establishment of belay systems at the bottom of the pitch
- Efficient belaying of clients to accommodate different client abilities and situations
- Maintenance of a client's physical and emotional safety during an abseiling session
- Efficient abseiling in single pitch situations using a self-belay.

(a) Leadership and Management Skills

Unit of competency	Aspects to be addressed
SRXEMR001A Respond to emergency situations	<ol style="list-style-type: none"> 1. Evaluate the emergency 2. Develop a plan of action 3. Control the emergency 4. Debrief the emergency
SRXFAD001A Provide first aid	<ol style="list-style-type: none"> 1. Assess the situation 2. Apply basic first aid techniques 3. Communicate details of the incident
SRXGRO001A Facilitate a group	<ol style="list-style-type: none"> 1. Plan the establishment of a group 2. Monitor group formation 3. Develop group commitment and cooperation 4. Facilitate group processes 5. Manage and facilitate group performance
SRXGRO002A Deal with conflict	<ol style="list-style-type: none"> 1. Identify conflict situations 2. Implement conflict resolution strategies 3. Use effective interpersonal skills
SRXINU002A Apply sport and recreation law	<ol style="list-style-type: none"> 1. Identify laws applicable to the sport and recreation industry 2. Ensure compliance with legal requirements
SRXOHS001B Follow defined Occupational Health and Safety policy and procedures	<ol style="list-style-type: none"> 1. Follow workplace procedures for hazard identification and risk control 2. Contribute to participative arrangements for the management of Occupational Health and Safety
SRXRIK001A Undertake risk analysis of activities	<ol style="list-style-type: none"> 1. Establish the context of the risk analysis 2. Identify risks associated with an activity 3. Conduct risk analysis of an activity 4. Undertake risk assessment of an activity 5. Treat risks associated with an activity 6. Monitor and review the risk management plan for an activity

(b) Outdoor recreation and single-pitch abseiling specific skills

Unit of competency	Aspects to be addressed
SROABA002A Apply single pitch abseiling skills on artificial surfaces	<ol style="list-style-type: none"> 1. Select, fit and use abseiling equipment 2. Demonstrate correct abseiling technique 3. Avoid hazards when abseiling 4. Apply safety procedures 5. Establish belaying position 6. Demonstrate suitable belaying technique
SROABA003A Establish ropes for abseiling on artificial surfaces	<ol style="list-style-type: none"> 1. Choose solid and secure anchors 2. Select and set up a belay system 3. Rig rope pitches for safety and ease of use
SROABA005A Guide abseiling on artificial surfaces (single pitch)	<ol style="list-style-type: none"> 1. Plan an abseiling activity for clients 2. Select appropriate equipment for the group 3. Establish the abseil 4. Brief the clients 5. Maintain the welfare of the group 6. Supervise an abseiling activity safely 7. Conduct activity in a professional manner 8. Complete post-trip responsibilities

Unit of competency	Aspects to be addressed
SROODR002A Plan outdoor recreation activities	<ol style="list-style-type: none"> 1. Make logistical arrangements 2. Select and use suitable outdoor equipment 3. Identify, plan and monitor food requirements 4. Identify and plan for water needs and usage 5. Identify and plan clothing requirements 6. Participate in an outdoor activity 7. Deal with non-routine situations
SROODR005A Guide outdoor recreation sessions	<ol style="list-style-type: none"> 1. Collect information to plan a session 2. Produce a session plan 3. Resource a session 4. Maintain clients' physical welfare 5. Maintain a positive social environment 6. Establish effective communication 7. Ensure client safety 8. Prepare clients to end the session 9. Evaluate the session
SROOPS002B Plan for minimal environmental impact	<ol style="list-style-type: none"> 1. Identify the interrelationships occurring within a natural environment 2. Identify sources of environmental impact 3. Identify sources of social impact 4. Plan for minimal impact 5. Implement methods to minimise impact 6. Monitor and review minimal impact practices
SROVTR001A Perform vertical rescues	<ol style="list-style-type: none"> 1. Ascend and descend a pitch using single rope techniques 2. Negotiate simple obstacles to self-rescue 3. Establish and use mechanical advantage systems 4. Perform vertical rescues

SINGLE PITCH ABSEILING INSTRUCTOR (ARTIFICIAL SURFACES)

Description:

A person designated as a Single Pitch Abseiling Instructor (Artificial Surfaces) within the National Outdoor Leader Registration Scheme has the competencies that enable them to work autonomously within a defined range of skilled operations. These should involve known routines, methods and procedures, where some discretion and judgement is required in the selection of equipment, services or contingency measures and within known time constraints.

Single pitch abseiling instructors may work within clearly defined contexts instructing single pitch abseiling skills and techniques according to clearly defined Standard Operating Procedures and relevant documented guidelines. Persons with this level of competence may only instruct single pitch abseiling activities at an artificial abseiling site.

Persons with this level of competence may also work as an assistant with a more experienced leader in potentially non-routine or more complex activities and programs (eg, in multi-pitch situations).

Knowledge and skill requirements:

A single pitch abseiling instructor requires single pitch abseiling guide competencies **PLUS:**

(a) *Leadership & Management skills*

Unit Code	Unit Title
BSZ404A	Train small groups

(b) *Outdoor recreation and abseiling specific skills*

Unit Code	Unit Title
SROABA006A	Instruct abseiling on artificial surfaces (single pitch)

The units of competency in bold need only be achieved once, in a generic context, and do not need to be demonstrated in the context of single pitch abseiling.

All other units must be assessed in a single pitch abseiling context.

Critical Aspects of a single pitch abseiling instructor's competence include critical aspects of single pitch abseil guide PLUS:

- Contribution to, and compliance with, relevant legislation and Occupational Health and Safety requirements
- Ability to plan and instruct an abseiling session appropriate to the clients needs, available resources and environmental limitations

Ability to demonstrate and teach the following:

- Independent selection of abseil equipment appropriate to the situation and clients
- Underpinning knowledge about abseiling equipment (advantages, disadvantages, limitations)
- Information about sites to abseil (appropriate to skill level)
- Selection of fixed anchors (eg, beams, eye bolts, chains)
- Rigging of ropes using single and multiple anchors
- Establishment of belay systems at the top of the pitch

- Establishment of belay systems at the bottom of the pitch
- Efficient belaying of clients to accommodate different client abilities and situations
- Maintenance of a client's physical and emotional safety during an abseiling session
- Efficient abseiling in single pitch situations using a self belay
- Knowledge of, and ability to perform, vertical rescue techniques appropriate to single pitch abseiling.

(a) Leadership and Management Skills

Unit of competency	Aspects to be addressed
BSZ404A Train Small Groups	<ol style="list-style-type: none"> 1. Prepare for training 2. Deliver training 3. Provide opportunities for practice 4. Review training

(b) Outdoor recreation and single-pitch abseiling specific skills

Unit of competency	Aspects to be addressed
SROABA006A Instruct abseiling on artificial surfaces (single pitch)	<ol style="list-style-type: none"> 1. Plan an instructional session for teaching abseiling skills on artificial surfaces 2. Select appropriate resources required to teach abseiling skills on artificial surfaces 3. Introduce an instructional abseiling session on artificial surfaces 4. Conduct an instructional abseiling session on artificial surfaces 5. Apply appropriate teaching techniques for an abseiling session on artificial surfaces 6. Teach required knowledge that applies to an abseiling activity 7. Teach safety and rescue procedures appropriate to an abseiling activity 8. Teach abseiling skills (for artificial surfaces) 9. Communicate further abseiling knowledge (for artificial surfaces) 10. Conclude and evaluate the abseiling instructional session

MULTI PITCH ABSEILING INSTRUCTOR (ARTIFICIAL SURFACE)

Description:

A person designated as a Multi Pitch Abseiling Instructor (Artificial Surfaces) within the National Outdoor Leader Registration Scheme has the competencies to instruct clients in order that they may acquire abseiling skills or abseil guiding skills to enable independent operation.

A person with this level of competence may instruct clients to achieve the following outcomes:

- Abseiling participant (single pitch)
- Abseiling participant (multi pitch)
- Single pitch abseiling guide.

Knowledge and skill requirements:

A multi pitch abseiling instructor requires single pitch abseiling instructor competencies **PLUS:**

(a) Leadership & Management skills

Unit Code	Unit Title
SRXEMR002A	Coordinate emergency response
SRXGRO003A	Provide leadership to groups
SRXOHS002B	Implement and monitor the organisation's Occupational Health and Safety policies, procedures and programs

(b) Outdoor recreation and abseiling specific skills

Unit Code	Unit Title
SROABA004A	Establish ropes for multi pitch abseiling on artificial surfaces
SROABA007A	Instruct abseiling on artificial surfaces (multi pitch)
SROODR003A	Plan outdoor recreation activities (advanced)
SROODR006A	Manage risk in an outdoor activity
SROVTR002A	Perform complex vertical rescues

The units of competency in bold need only be achieved once, in a generic context, and do not need to be demonstrated in the context of multi pitch abseiling.

All other units must be assessed in a multi pitch abseiling context

Critical Aspects of a multi pitch abseiling instructor's competence include critical aspects of single pitch abseiling instructor PLUS:

- Monitoring of the organisation's Occupational Health and Safety policies, procedures and programs and suggesting modifications, where relevant
- Application of risk analysis principles in a multi-pitch abseiling context
- Knowledge of the requirements of an instructor in potentially complex and challenging abseiling situations
- Demonstrate a knowledge of, and ability to apply, effective risk management strategies
- Coordination of emergency response and performance of self rescue in complex situations, complex rescue of clients with assistance from others with minimal skills, raising and lowering of unconscious abseiler with minimal assistance, assisting in stretcher rescue)

- Ability to plan and instruct single and multi pitch abseiling sessions appropriate to clients needs, available resources and environmental limitations

Ability to demonstrate and teach the following:

- Application of an extensive knowledge of equipment and discrimination between features of different equipment
- Selection of fixed anchors in single and multi-pitch situations
- Establishment of belay systems in single and multi-pitch situations
- Rigging of ropes using single and multiple anchors in single and multi-pitch situations
- Maintenance of a client's physical and emotional safety during abseiling sessions in a diversity of situations (eg, extended periods of time, rescue situations)
- Efficient abseiling in single and multi pitch, routine and non-routine situations

(a) Leadership and Management skills

Unit of competency	Aspects to be addressed
SRXEMR002A Coordinate emergency response	<ol style="list-style-type: none"> 1. Coordinate response to emergency reports or signals 2. Anticipate the behaviour and characteristics of typical emergencies 3. Coordinate and apply operating instructions 4. Coordinate the rescue procedure 5. Coordinate, initiate and control evacuation 6. Coordinate operational procedures
SRXGRO003A Provide Leadership to Groups	<ol style="list-style-type: none"> 1. Demonstrate appropriate standards of performance 2. Influence individuals and groups 3. Make decisions 4. Facilitate group decision making 5. Demonstrate appropriate leadership styles
SRXOHS002B Implement and monitor the organisation's Occupational Health and Safety policies, procedures and programs	<ol style="list-style-type: none"> 1. Provide information to the work group about Occupational Health and Safety and the organisation's Occupational Health and Safety policies, procedures and programs 2. Implement and monitor participative arrangements for the management of Occupational Health and Safety 3. Implement and monitor the organisation's procedures for identifying hazards and assessing risks 4. Implement and monitor the organisation's procedures for controlling risks 5. Implement the organisation's procedures for dealing with hazardous events 6. Implement and monitor the organisation's procedures for providing Occupational Health and Safety training 7. Implement and monitor the organisation's procedures for maintaining Occupational Health and Safety records

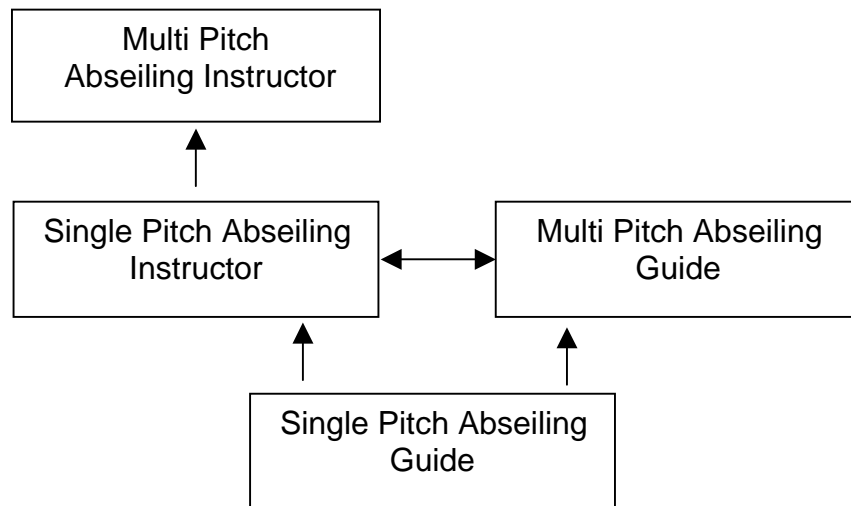
(b) Outdoor recreation and abseiling specific skills

Unit of competency	Aspects to be addressed
SROABA004A Establish ropes for multi pitch abseiling on artificial surfaces	<ol style="list-style-type: none"> 1. Choose solid and secure anchors 2. Select and set up a belay system 3. Rig rope pitches for safety and ease of use
SROABA007A Instruct abseiling on artificial	<ol style="list-style-type: none"> 1. Plan an instructional session for teaching abseiling skills on artificial surfaces

surfaces (multi pitch)	<ol style="list-style-type: none"> 2. Select appropriate resources required to teach abseiling skills on artificial surfaces 3. Introduce an instructional abseiling session on artificial surfaces 4. Conduct an instructional abseiling session on artificial surfaces 5. Apply appropriate teaching techniques for an abseiling session on artificial surfaces 6. Teach required knowledge that applies to an abseiling activity 7. Teach safety and rescue procedures appropriate to an abseiling activity 8. Teach abseiling skills (for artificial surfaces) 9. Communicate further abseiling knowledge (for artificial surfaces) 10. Conclude and evaluate the abseiling instructional session
SROODR003A Plan outdoor recreation activities (advanced)	<ol style="list-style-type: none"> 1. Make logistical arrangements 2. Select and use suitable outdoor equipment 3. Identify, plan and monitor food requirements 4. Identify and plan for water needs and usage 5. Identify and plan clothing requirements 6. Participate in an outdoor activity 7. Deal with non-routine situations
SROODR006A Manage risk in an outdoor activity	<ol style="list-style-type: none"> 1. Demonstrate knowledge of the role of risk theory in the context of outdoor activities 2. Examine the adventure experience and its link to risk in outdoor activities 3. Apply knowledge of accidents 4. Identify and record potential risks and hazards in an activity, and management strategies to lessen their impact 5. Apply risk management during an outdoor activity 6. Evaluate risk management
SROVTR002A Perform complex vertical rescues	<ol style="list-style-type: none"> 1. Determine appropriate rescue technique 2. Establish rescue system 3. Perform vertical rescues

ABSEILING (NATURAL)

This document contains information on the **minimum competencies** required to achieve Registration within the National Outdoor Leader Registration Scheme at specific levels within the activity of **abseiling on natural surfaces**.



SINGLE PITCH ABSEILING GUIDE (NATURAL SURFACES)

Description:

A person designated as a Single Pitch Abseiling Guide (Natural Surfaces) within the National Outdoor Leader Registration Scheme has the competencies that enable them to work autonomously within a defined range of skilled operations. These should involve known routines, methods and procedures, where some discretion and judgement is required in the selection of equipment, services or contingency measures and within known time constraints.

Single pitch abseiling guides may work within clearly defined contexts conducting single pitch abseiling activities acting according to clearly defined Standard Operating Procedures and relevant documented guidelines. Persons with this level of competence may only work at sites which:

- Provide the opportunity for single pitch abseiling;
- Have natural and/or fixed anchors;
- Have been deemed as appropriate abseiling sites by a person with competencies equivalent to a multi-pitch abseiling guide. (This analysis of suitability may result in the establishment of a recognised local abseiling site, or sites assessed and used by specific organisations).

A person with the level of competence defined as the minimum for a single pitch abseiling guide does not have the ability to adequately assess the suitability of a new abseiling site and its anchors.

Persons with this level of competence may also work as an assistant with a more experienced leader in potentially non-routine or more complex activities and programs (eg, in multi-pitch situations).

Knowledge and skill requirements:

(a) Leadership & Management skills

Unit Code	Unit Title
SRXEMR001A	Respond to emergency situations
SRXFAD001A	Provide first aid
SRXGRO001A	Facilitate a group
SRXGRO002A	Deal with conflict
SRXINU002A	Apply sport and recreation law
SRXOHS001B	Follow defined Occupational Health and Safety policy and procedures
SRXRIK001A	Undertake risk analysis of activities

(b) Outdoor recreation and abseiling specific skills

Unit Code	Unit Title
SROABN003A	Apply single pitch abseiling skills on natural surfaces
SROABN004A	Establish ropes for single pitch abseiling on natural surfaces
SROABN007A	Guide abseiling on natural surfaces (single pitch)
SROOPS002B	Plan for minimal environmental impact
SROOPS003B	Apply weather information
SROODR002A	Plan outdoor recreation activities
SROODR005A	Guide outdoor recreation sessions
SROVTR001A	Perform vertical rescues

The units of competency in bold need only be achieved once, in a generic context, and do not need to be demonstrated in the context of single pitch abseiling. All other units must be assessed in a single pitch abseiling context.

Critical Aspects of a single pitch abseiling guide's competence:

- Knowledge of, and compliance with, relevant Occupational Health and Safety requirements
- Contribution to participative arrangements for the management of Occupational Health and Safety
- Knowledge of, and compliance with, relevant laws and legal requirements
- Group facilitation skills and conflict resolution strategies
- Application of risk analysis principles in an abseiling context
- Response to emergency situations and performance of self rescue and rescue of clients including release of jams, assistance to frozen abseilers, approach from above and below, ascent and descent of rope, raising and lowering of conscious abseiler, raising and lowering of unconscious abseiler with assistance)
- Knowledge of first aid procedures relevant to abseiling
- Knowledge of equipment storage and maintenance requirements relevant to abseiling equipment
- Knowledge of environmental impact issues associated with abseiling
- Ability to apply and interpret weather information relevant to an abseiling activity
- Ability to plan and guide an abseiling session appropriate to the clients needs, available resources and environmental limitations
- Independent selection of abseil equipment appropriate to the situation and clients
- Underpinning knowledge about abseiling equipment (advantages, disadvantages, limitations)
- Information about sites to abseil (appropriate to skill level)

- Selection of natural anchors (eg, trees, rock bollards) and fixed anchors (eg, bolts, chains)
- Rigging of ropes using single and multiple anchors
- Establishment of belay systems at the top of the pitch
- Establishment of belay systems at the bottom of the pitch
- Efficient belaying of clients to accommodate different client abilities and situations
- Maintenance of a client's physical and emotional safety during an abseiling session
- Efficient abseiling in single pitch situations using a self belay.

(a) Leadership and Management Skills

Unit of competency	Aspects to be addressed
SRXEMR001A Respond to emergency situations	<ol style="list-style-type: none"> 1. Evaluate the emergency 2. Develop a plan of action 3. Control the emergency 4. Debrief the emergency
SRXFAD001A Provide first aid	<ol style="list-style-type: none"> 1. Assess the situation 2. Apply basic first aid techniques 3. Communicate details of the incident
SRXGRO001A Facilitate a group	<ol style="list-style-type: none"> 1. Plan the establishment of a group 2. Monitor group formation 3. Develop group commitment and cooperation 4. Facilitate group processes 5. Manage and facilitate group performance
SRXGRO002A Deal with conflict	<ol style="list-style-type: none"> 1. Identify conflict situations 2. Implement conflict resolution strategies 3. Use effective interpersonal skills
SRXINU002A Apply sport and recreation law	<ol style="list-style-type: none"> 1. Identify laws applicable to the sport and recreation industry 2. Ensure compliance with legal requirements
SRXOHS001B Follow defined Occupational Health and Safety policy and procedures	<ol style="list-style-type: none"> 1. Follow workplace procedures for hazard identification and risk control 2. Contribute to participative arrangements for the management of Occupational Health and Safety
SRXRIK001A Undertake risk analysis of activities	<ol style="list-style-type: none"> 1. Establish the context of the risk analysis 2. Identify risks associated with an activity 3. Conduct risk analysis of an activity 4. Undertake risk assessment of an activity 5. Treat risks associated with an activity 6. Monitor and review the risk management plan for an activity

(b) Outdoor recreation and single-pitch abseiling specific skills

Unit of competency	Aspects to be addressed
SROABN003A Apply single pitch abseiling skills on natural surfaces	<ol style="list-style-type: none"> 1. Plan for the activity 2. Select, fit and use abseiling equipment 3. Demonstrate correct abseiling technique 4. Avoid hazards when abseiling 5. Apply safety procedures 6. Establish belaying position 7. Demonstrate suitable belaying technique

Unit of competency	Aspects to be addressed
SROABN004A Establish ropes for single pitch abseiling on natural surfaces	<ol style="list-style-type: none"> 1. Choose solid and secure natural and/or fixed anchors 2. Select and set up a belay system 3. Rig rope pitches for safety and ease of use
SROABN007A Guide abseiling on natural surfaces (single pitch)	<ol style="list-style-type: none"> 1. Plan an abseiling activity for clients 2. Select appropriate equipment for the group 3. Establish the abseil 4. Brief the clients 5. Maintain the welfare of the group 6. Supervise an abseiling activity safely 7. Conduct activity in a professional manner 8. Complete post-trip responsibilities
SROOPS002B Plan for minimal environmental impact	<ol style="list-style-type: none"> 1. Identify the interrelationships occurring within a natural environment 2. Identify sources of environmental impact 3. Identify sources of social impact 4. Plan for minimal impact 5. Implement methods to minimise impact 6. Monitor and review minimal impact practices
SROOPS003B Apply weather information	<ol style="list-style-type: none"> 1. Apply weather information 2. Interpret weather information
SROODR002A Plan outdoor recreation activities	<ol style="list-style-type: none"> 1. Make logistical arrangements 2. Select and use suitable outdoor equipment 3. Identify, plan and monitor food requirements 4. Identify and plan for water needs and usage 5. Identify and plan clothing requirements 6. Participate in an outdoor activity 7. Deal with non-routine situations
SROODR005A Guide outdoor recreation sessions	<ol style="list-style-type: none"> 1. Collect information to plan a session 2. Produce a session plan 3. Resource a session 4. Maintain clients' physical welfare 5. Maintain a positive social environment 6. Establish effective communication 7. Ensure client safety 8. Prepare clients to end the session 9. Evaluate the session
SROVTR001A Perform vertical rescues	<ol style="list-style-type: none"> 1. Ascend and descend a pitch using single rope techniques 2. Negotiate simple obstacles to self-rescue 3. Establish and use mechanical advantage systems 4. Perform vertical rescues

SINGLE PITCH ABSEILING INSTRUCTOR (NATURAL SURFACES)

Description:

A person designated as a Single Pitch Abseiling Instructor (Natural Surfaces) within the National Outdoor Leader Registration Scheme has the competencies that enable them to operate within a broad range of varied contexts that may be complex and non-routine. Leadership and guidance are involved when organising activities of self and others, as well as contributing to technical solutions of a non-routine or contingency nature.

A person with this level of competence may perform a broad range of skilled applications. These may include the evaluation and analysis of current practices, development of new criteria and procedures for performing current practices and provision of some leadership and guidance to others in the application and planning of the skills.

Single pitch abseiling instructors may work independently at a broad range of venues with a variety of different client groups. Persons with this level of competency have the ability to deal with complex, unpredictable and non-routine situations. Persons with this level of competence may only work at sites which:

- Provide the opportunity for single pitch abseiling;
- Have natural and/or fixed anchors;
- Have been deemed as appropriate abseiling sites by a person with competencies equivalent to a multi-pitch abseiling guide or instructor. (This analysis of suitability may result in the establishment of a recognised local abseiling site, or sites assessed and used by specific organisations).

Persons with this level of competence may also work as an assistant with a more experienced leader in potentially non-routine or more complex activities and programs (eg, in multi-pitch situations).

Knowledge and skill requirements:

A single pitch abseiling instructor requires single pitch abseiling guide competencies **PLUS:**

(a) Leadership & Management skills

Unit Code	Unit Title
BSZ404A	Train small groups
SRXEMR002A	Coordinate emergency response
SRXGRO003A	Provide leadership to groups
SRXOHS002B	Implement and monitor the organisation's Occupational Health and Safety policies, procedures and programs

(b) Outdoor recreation and abseiling specific skills

Unit Code	Unit Title
SROABN008A	Instruct abseiling on natural surfaces (single pitch)
SROODR006A	Manage risk in an outdoor activity

The units of competency in bold need only be achieved once, in a generic context, and do not need to be demonstrated in the context of single pitch abseiling.

All other units must be assessed in a single pitch abseiling context.

Critical Aspects of a single pitch abseiling instructor's competence include critical aspects of single pitch abseil guide PLUS:

- Monitoring of the organisation's Occupational Health and Safety policies, procedures and programs and suggesting modifications, where relevant
- Knowledge of the requirements of an instructor in potentially complex and challenging abseiling situations
- Coordination of emergency response and performance of self rescue in complex situations, complex rescue of clients with assistance from others with minimal skills, raising and lowering of unconscious abseiler with minimal assistance, assisting in stretcher rescue)
- Demonstrate a knowledge of, and ability to apply, effective risk management strategies
- Ability to plan and instruct an abseiling session appropriate to the clients needs, available resources and environmental limitations

Ability to demonstrate and teach the following:

- Independent selection of abseil equipment appropriate to the situation and clients
- Underpinning knowledge about abseiling equipment (advantages, disadvantages, limitations)
- Information about sites to abseil (appropriate to skill level)
- Selection of natural anchors (eg, trees, rock bollards) and fixed anchors (eg, bolts, chains)
- Rigging of ropes using single and multiple anchors
- Establishment of belay systems at the top of the pitch
- Establishment of belay systems at the bottom of the pitch
- Efficient belaying of clients to accommodate different client abilities and situations
- Maintenance of a client's physical and emotional safety during an abseiling session
- Efficient abseiling in single pitch situations using a self belay
- Knowledge of, and ability to perform, vertical rescue techniques appropriate to single pitch abseiling.

(a) Leadership and Management Skills

Unit of competency	Aspects to be addressed
BSZ404A Train Small Groups	<ol style="list-style-type: none"> 1. Prepare for training 2. Deliver training 3. Provide opportunities for practice 4. Review training
SRXEMR002A Coordinate emergency response	<ol style="list-style-type: none"> 1. Coordinate response to emergency reports or signals 2. Anticipate the behaviour and characteristics of typical emergencies 3. Coordinate and apply operating instructions 4. Coordinate the rescue procedure 5. Coordinate, initiate and control evacuation 6. Coordinate operational procedures
SRXGRO003A Provide leadership to groups	<ol style="list-style-type: none"> 1. Demonstrate appropriate standards of performance 2. Influence individuals and groups 3. Make decisions 4. Facilitate group decision making 5. Demonstrate appropriate leadership styles
SRXOHS002B Implement and monitor the organisation's Occupational Health and Safety policies,	<ol style="list-style-type: none"> 1. Provide information to the work group about Occupational Health and Safety and the organisation's Occupational Health and

Unit of competency	Aspects to be addressed
procedures and programs	<ul style="list-style-type: none"> Safety policies, procedures and programs 2. Implement and monitor participative arrangements for the management of Occupational Health and Safety 3. Implement and monitor the organisation's procedures for identifying hazards and assessing risks 4. Implement and monitor the organisation's procedures for controlling risks 5. Implement the organisation's procedures for dealing with hazardous events 6. Implement and monitor the organisation's procedures for providing Occupational Health and Safety training 7. Implement and monitor the organisation's procedures for maintaining Occupational Health and Safety records

(b) Outdoor recreation and single-pitch abseiling specific skills

Unit of competency	Aspects to be addressed
SROABN008A Instruct abseiling on natural surfaces (single pitch)	<ul style="list-style-type: none"> 1. Plan an instructional session for teaching abseiling skills on natural surfaces 2. Select appropriate resources required to teach abseiling skills on natural surfaces 3. Introduce an instructional abseiling session on natural surfaces 4. Conduct an instructional abseiling session on natural surfaces 5. Apply appropriate teaching techniques for an abseiling session on natural surfaces 6. Teach required knowledge that applies to an abseiling activity 7. Teach safety and rescue procedures appropriate to an abseiling activity 8. Teach abseiling skills (for natural surfaces) 9. Communicate further abseiling knowledge (for natural surfaces) 10. Conclude and evaluate the abseiling instructional session
SROODR006A Manage risk in an outdoor activity	<ul style="list-style-type: none"> 1. Demonstrate knowledge of the role of risk theory in the context of outdoor activities 2. Examine the adventure experience and its link to risk in outdoor activities 3. Apply knowledge of accidents 4. Identify and record potential risks and hazards in an activity, and management strategies to lessen their impact 5. Apply risk management during an outdoor activity 6. Evaluate risk management

MULTI PITCH ABSEILING GUIDE (NATURAL SURFACES)

Description:

A person designated as a Multi Pitch Abseiling Guide (Natural Surfaces) within the National Outdoor Leader Registration Scheme has the competencies that enable them to operate within a broad range of varied contexts that may be complex and non-routine. Leadership and guidance are involved when organising activities of self and others, as well as contributing to technical solutions of a non-routine or contingency nature.

A person with this level of competence may perform a broad range of skilled applications. These may include the evaluation and analysis of current practices, development of new criteria and procedures for performing current practices and provision of some leadership and guidance to others in the application and planning of the skills.

Multi pitch abseiling guides may work independently at a broad range of venues with a variety of different client groups. Persons with this level of competency have the ability to deal with complex, unpredictable and non-routine situations. Persons with this level of competence may work at sites which:

- Have natural, fixed or artificial anchors;
- Are multi-pitch;
- Have the potential to provide non-routine situations (eg, adverse weather conditions, complex rescue situations).

Knowledge and Skill requirements:

A multi-pitch abseiling guide requires single-pitch abseiling guide competencies **PLUS**:

(a) *Leadership & Management skills*

Unit Code	Unit Title
SRXEMR002A	Coordinate emergency response
SRXGRO003A	Provide Leadership to Groups
SRXOHS002B	Implement and monitor the organisation's Occupational Health and Safety policies, procedures and programs

(b) *Outdoor recreation and abseiling specific skills*

Unit Code	Unit Title
SROABN005A	Apply multi pitch abseiling skills on natural surfaces
SROABN006A	Establish ropes for multi pitch abseiling on natural surfaces
SROABN009A	Guide abseiling on natural surfaces (multi pitch)
SROODR003A	Plan outdoor recreation activities (advanced)
SROODR006A	Manage risk in an outdoor activity
SROVTR002A	Perform complex vertical rescues

The units of competency in bold need only be achieved once, in a generic context, and do not need to be demonstrated in the context of multi pitch abseiling.

All other units must be assessed in a multi pitch abseiling context.

Critical Aspects of a multi pitch abseiling guide's competence, include critical aspects of single pitch abseil guide PLUS:

- Monitoring of the organisation's Occupational Health and Safety policies, procedures and programs and suggesting modifications, where relevant
- Application of risk analysis principles in a multi-pitch abseiling context
- Demonstrate a knowledge of, and ability to apply, effective risk management strategies
- Knowledge of the requirements of a guide in potentially complex and challenging abseiling situations
- Coordination of emergency response and performance of self rescue in complex situations, complex rescue of clients with assistance from others with minimal skills, raising and lowering of unconscious abseiler with minimal assistance, assisting in stretcher rescue)
- Ability to plan and guide single and multi pitch abseiling trips
- Application of an extensive knowledge of equipment and discrimination between features of different equipment
- Selection of natural and fixed anchors and placement of artificial protection for anchors in single and multi-pitch situations
- Establishment of belay systems in single and multi-pitch situations
- Rigging of ropes using single and multiple anchors (natural, fixed and artificial) in single and multi-pitch situations
- Maintenance of a client's physical and emotional safety during abseiling sessions in a diversity of situations (eg, bad weather, extended periods of time)
- Efficient abseiling in single and multi pitch, routine and non-routine situations.

(a) Leadership and Management skills

Unit of competency	Aspects to be addressed
SRXEMR002A Coordinate emergency response	<ol style="list-style-type: none"> 1. Coordinate response to emergency reports or signals 2. Anticipate the behaviour and characteristics of typical emergencies 3. Coordinate and apply operating instructions 4. Coordinate the rescue procedure 5. Coordinate, initiate and control evacuation 6. Coordinate operational procedures
SRXGRO003A Provide leadership to groups	<ol style="list-style-type: none"> 1. Demonstrate appropriate standards of performance 2. Influence individuals and groups 3. Make decisions 4. Facilitate group decision making 5. Demonstrate appropriate leadership styles
SRXOHS002B Implement and monitor the organisation's Occupational Health and Safety policies, procedures and programs	<ol style="list-style-type: none"> 1. Provide information to the work group about Occupational Health and Safety and the organisation's Occupational Health and Safety policies, procedures and programs 2. Implement and monitor participative arrangements for the management of Occupational Health and Safety 3. Implement and monitor the organisation's procedures for identifying hazards and assessing risks 4. Implement and monitor the organisation's procedures for controlling risks 5. Implement the organisation's procedures for dealing with hazardous events 6. Implement and monitor the organisation's procedures for providing Occupational Health and Safety training 7. Implement and monitor the organisation's procedures for maintaining Occupational Health and Safety records

(b) Outdoor recreation and abseiling specific skills

Unit of competency	Aspects to be addressed
SROABN005A Apply multi pitch abseiling skills on natural surfaces	<ol style="list-style-type: none"> 1. Plan for the activity 2. Select, fit and use abseiling equipment 3. Demonstrate correct abseiling technique 4. Avoid hazards when abseiling 5. Apply safety procedures
SROABN006A Establish ropes for multi pitch abseiling on natural surfaces	<ol style="list-style-type: none"> 1. Choose solid and secure natural, fixed and/or artificial anchors 2. Select and set up a belay system 3. Rig rope pitches for safety and ease of use
SROABN009A Guide abseiling on natural surfaces (multi pitch)	<ol style="list-style-type: none"> 1. Plan an abseiling activity for clients 2. Select appropriate equipment for the group 3. Establish the abseil 4. Brief clients 5. Maintain the welfare of the group 6. Lead an abseiling activity safely 7. Conduct activity in a professional manner 8. Complete post-trip responsibilities
SROODR003A Plan outdoor recreation activities (advanced)	<ol style="list-style-type: none"> 1. Make logistical arrangements 2. Select and use suitable outdoor equipment 3. Identify, plan and monitor food requirements 4. Identify and plan for water needs and usage 5. Identify and plan clothing requirements 6. Participate in an outdoor activity 7. Deal with non-routine situations
SROODR006A Manage risk in an outdoor activity	<ol style="list-style-type: none"> 1. Demonstrate knowledge of the role of risk theory in the context of outdoor activities 2. Examine the adventure experience and its link to risk in outdoor activities 3. Apply knowledge of accidents 4. Identify and record potential risks and hazards in an activity, and management strategies to lessen their impact 5. Apply risk management during an outdoor activity 6. Evaluate risk management
SROVTR002A Perform complex vertical rescues	<ol style="list-style-type: none"> 1. Determine appropriate rescue technique 2. Establish rescue system 3. Perform vertical rescues

MULTI PITCH ABSEILING INSTRUCTOR (NATURAL SURFACE)

Description:

A person designated as a Multi Pitch Abseiling Instructor (Natural Surfaces) within the National Outdoor Leader Registration Scheme has the competencies to instruct clients in order that they may acquire abseiling skills or abseil guiding skills to enable independent operation.

A person with this level of competence may instruct clients to achieve the following outcomes:

- Abseiling participant (single pitch)
- Abseiling participant (multi pitch)
- Single pitch abseiling guide
- Multi pitch abseiling guide.

Knowledge and skill requirements:

A multi pitch abseiling instructor requires single pitch abseiling instructor competencies **PLUS:**

(a) *Leadership & Management skills* - Nil

(b) *Outdoor recreation and abseiling specific skills*

Unit Code	Unit Title
SROABN005A**	Apply multi pitch abseiling skills on natural surfaces
SROABN006A**	Establish ropes for multi pitch abseiling on natural surfaces
SROABN010A	Instruct abseiling on natural surfaces (multi pitch)
SROODR003A	Plan outdoor recreation activities (advanced)
SROVTR002A	Perform complex vertical rescues

*** (not required if already achieved through Multi Pitch Abseiling Guide)*

The units of competency in bold need only be achieved once, in a generic context, and do not need to be demonstrated in the context of multi pitch abseiling.

All other units must be assessed in a multi pitch abseiling context

Critical Aspects of an abseiling instructor's competence include critical aspects of single pitch abseiling instructor PLUS:

- Monitoring of the organisation's Occupational Health and Safety policies, procedures and programs and suggesting modifications, where relevant
- Application of risk analysis principles in a multi-pitch abseiling context
- Knowledge of the requirements of an instructor in potentially complex and challenging abseiling situations
- Coordination of emergency response and performance of self rescue in complex situations, complex rescue of clients with assistance from others with minimal skills, raising and lowering of unconscious abseiler with minimal assistance, assisting in stretcher rescue)
- Ability to plan and instruct single and multi pitch abseiling sessions appropriate to clients needs, available resources and environmental limitations

Ability to demonstrate and teach the following:

- Application of an extensive knowledge of equipment and discrimination between features of different equipment
- Selection of natural and fixed anchors and placement of artificial protection for anchors in single and multi-pitch situations
- Establishment of belay systems in single and multi-pitch situations
- Rigging of ropes using single and multiple anchors (natural, fixed and artificial) in single and multi-pitch situations
- Maintenance of a client's physical and emotional safety during abseiling sessions in a diversity of situations (eg, bad weather, extended periods of time)
- Efficient abseiling in single and multi pitch, routine and non-routine situations

(a) Leadership and Management skills

Unit of competency	Aspects to be addressed
SRXEMR002A Coordinate emergency response	<ol style="list-style-type: none"> 1. Coordinate response to emergency reports or signals 2. Anticipate the behaviour and characteristics of typical emergencies 3. Coordinate and apply operating instructions 4. Coordinate the rescue procedure 5. Coordinate, initiate and control evacuation 6. Coordinate operational procedures
SRXGRO003A Provide Leadership to Groups	<ol style="list-style-type: none"> 1. Demonstrate appropriate standards of performance 2. Influence individuals and groups 3. Make decisions 4. Facilitate group decision making 5. Demonstrate appropriate leadership styles
SRXOHS002B Implement and monitor the organisation's Occupational Health and Safety policies, procedures and programs	<ol style="list-style-type: none"> 1. Provide information to the work group about Occupational Health and Safety and the organisation's Occupational Health and Safety policies, procedures and programs 2. Implement and monitor participative arrangements for the management of Occupational Health and Safety 3. Implement and monitor the organisation's procedures for identifying hazards and assessing risks 4. Implement and monitor the organisation's procedures for controlling risks 5. Implement the organisation's procedures for dealing with hazardous events 6. Implement and monitor the organisation's procedures for providing Occupational Health and Safety training 7. Implement and monitor the organisation's procedures for maintaining Occupational Health and Safety records

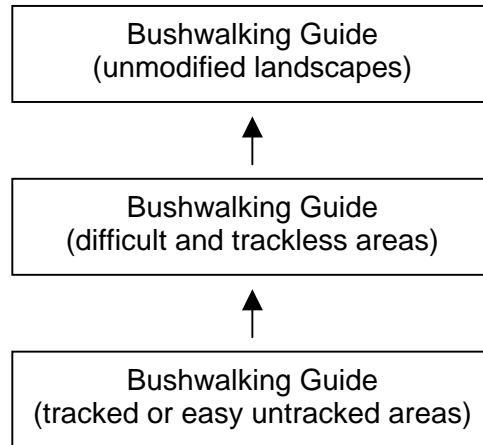
(b) Outdoor recreation and abseiling specific skills

Unit of competency	Aspects to be addressed
SROABN005A Apply multi pitch abseiling skills on natural surfaces	<ol style="list-style-type: none"> 1. Plan for the activity 2. Select, fit and use abseiling equipment 3. Demonstrate correct abseiling technique 4. Avoid hazards when abseiling 5. Apply safety procedures
SROABN006A Establish ropes for multi pitch abseiling on natural	<ol style="list-style-type: none"> 1. Choose solid and secure natural, fixed and/or artificial anchors 2. Select and set up a belay system

Unit of competency	Aspects to be addressed
surfaces	3. Rig rope pitches for safety and ease of use
SROABN010A Instruct abseiling on natural surfaces (multi pitch)	<ol style="list-style-type: none"> 1. Plan an instructional session for teaching abseiling skills on natural surfaces 2. Select appropriate resources required to teach abseiling skills on natural surfaces 3. Introduce an instructional abseiling session on natural surfaces 4. Conduct an instructional abseiling session on natural surfaces 5. Apply appropriate teaching techniques for an abseiling session on natural surfaces 6. Teach required knowledge that applies to an abseiling activity 7. Teach safety and rescue procedures appropriate to an abseiling activity 8. Teach abseiling skills (for natural surfaces) 9. Communicate further abseiling knowledge (for natural surfaces) 10. Conclude and evaluate the abseiling instructional session
SROODR003A Plan outdoor recreation activities (advanced)	<ol style="list-style-type: none"> 1. Make logistical arrangements 2. Select and use suitable outdoor equipment 3. Identify, plan and monitor food requirements 4. Identify and plan for water needs and usage 5. Identify and plan clothing requirements 6. Participate in an outdoor activity 7. Deal with non-routine situations
SROVTR002A Perform complex vertical rescues	<ol style="list-style-type: none"> 1. Determine appropriate rescue technique 2. Establish rescue system 3. Perform vertical rescues

BUSHWALKING

This document contains information on the **minimum competencies** required to achieve Registration within the National Outdoor Leader Registration Scheme at specific levels within the activity of **bushwalking**.



BUSHWALKING GUIDE - TRACKED OR EASY UNTRACKED

Description:

A person designated as a bushwalking guide (tracked or easy untracked areas) within the National Outdoor Leader Registration Scheme has the competencies that enable them to work autonomously within a defined range of skilled operations. These involve known routines, methods and procedures, where some discretion and judgement is required in services or contingency measures and within known time constraints. The breadth, depth and complexity of knowledge and skills specifically with respect to bushwalking would prepare a person to perform where there is limited complexity in the range of options (eg, the selection of a route or equipment).

Bushwalking guides (tracked or easy untracked areas) may work within clearly defined contexts conducting bushwalk activities acting according to clearly defined Standard Operating Procedures and relevant documented guidelines. Persons with this level of competence may only work in areas where:

- It is tracked, or easy untracked (ie, where there are significant landmarks to assist navigation and tracks are reliably marked on maps and are obvious on the ground, although there may be no major modifications to the ground surface)
- Road or other safe collecting features are easily reached within 2 hours by applying elementary navigation principles
- Tracks are inspected on a regular basis but may have fallen debris and other obstacles
- Assistance is available within 3 hours, should it be required, using routine communication techniques (mobile phone, radio);
- "Supervision" is provided through application of a documented risk management plan for the specific walk location and type of client group. (This documented risk management plan should have been developed/reviewed by a person with competencies equivalent to a bushwalking guide (difficult and trackless areas). This analysis of suitability may result in the establishment of a recognised day bushwalk used by specific organisations).

A person with the level of competence defined as the minimum for a bushwalking guide (tracked or easy untracked areas) does not have the ability to adequately assess the suitability of a new bushwalk in a remote area.

Persons with this level of competence may also work as an assistant with a more experienced guide in potentially non-routine or more complex activities and programs (eg, bushwalks in wilderness areas).

Knowledge and skill requirements:

(a) Leadership & Management skills

Unit Code	Unit Title
SRXEMR001A	Respond to emergency situations
SRXFAD001A	Provide first aid
SRXGRO001A	Facilitate a group
SRXGRO002A	Deal with conflict
SRXINU002A	Apply sport and recreation law
SRXOHS001B	Follow defined occupational health and safety policy and procedures
SRXRIK001A	Undertake risk analysis of activities

(b) Outdoor recreation and bushwalking specific skills

Unit Code	Unit Title
PUAOPE002A	Operate communications systems and equipment
SROBWG002A	Demonstrate bushwalking skills in difficult and trackless areas
SROBWG008A	Guide bushwalks in tracked or easy untracked areas
SRONAV002B	Navigate in difficult and trackless areas
SROOPS002B	Plan for minimal environmental impact
SROOPS003B	Apply weather information
SROOPS006B	Use and maintain a temporary or overnight site
SROODR002A	Plan outdoor recreation activities
SROODR005A	<i>Guide outdoor recreation sessions</i>

The units of competency in bold need only be achieved once, in a generic context, and do not need to be demonstrated in the context of a bushwalk.

All other units must be assessed in a bushwalking context.

Critical Aspects of a bushwalking guide's competence (tracked or easy untracked areas):

- Selection of bushwalking equipment (from a limited range provided) appropriate to the situation and clients
- Knowledge of the properties and maintenance requirements of a variety of bushwalking related equipment
- Ability to respond appropriately to emergency situations and a knowledge of first aid responses
- Knowledge of group facilitation techniques, including the ability to deal with conflict
- Knowledge of, and compliance with, relevant Occupational Health and Safety requirements
- Contribution to participative arrangements for the management of Occupational Health and Safety
- Knowledge of, and compliance with, relevant laws and legal requirements

- Application of risk analysis principles in a bushwalk
- Knowledge of and ability to apply minimal environmental impact practices
- Operation of communications equipment to transmit and receive messages.
- Efficient bushwalking in difficult and trackless areas
- Maintenance of a client's physical and emotional safety during a bushwalk
- Planning and navigation of a suitable bushwalk route for a group of clients, in reasonable weather conditions, in tracked and easy untracked areas
- Correct use of map and compass and the ability to bypass obstacles
- Application of weather information to the bushwalk location and subsequent risk analysis
- Ability to select, establish and maintain a temporary or overnight site
- Ability to thoroughly plan and conduct a guided bush walk in tracked or easy untracked areas

(a) Leadership and Management Skills

Unit of competency	Aspects to be addressed
SRXEMR001A Respond to emergency situations	<ol style="list-style-type: none"> 1. Evaluate the emergency 2. Develop a plan of action 3. Control the emergency 4. Debrief the emergency
SRXFAD001A Provide first aid	<ol style="list-style-type: none"> 1. Assess the situation 2. Apply basic first aid techniques 3. Communicate details of the incident
SRXGRO001A Facilitate a group	<ol style="list-style-type: none"> 1. Plan the establishment of a group 2. Monitor group formation 3. Develop group commitment and cooperation 4. Facilitate group processes 5. Manage and facilitate group performance
SRXGRO002A Deal with conflict	<ol style="list-style-type: none"> 1. Identify conflict situations 2. Implement conflict resolution strategies 3. Use effective interpersonal skills
SRXINU002A Apply sport and recreation law	<ol style="list-style-type: none"> 1. Identify laws applicable to the sport and recreation industry 2. Ensure compliance with legal requirements
SRXOHS001B Follow defined occupational health and safety policy and procedures	<ol style="list-style-type: none"> 1. Follow workplace procedures for hazard identification and risk control 2. Contribute to participative arrangements for the management of occupational health and safety
SRXRIK001A Undertake risk analysis of activities	<ol style="list-style-type: none"> 1. Establish the context of the risk analysis 2. Identify risks associated with an activity 3. Conduct risk analysis of an activity 4. Undertake risk assessment of an activity 5. Treat risks associated with an activity 6. Monitor and review the risk management plan for an activity

(b) Outdoor recreation and bushwalking specific skills

Unit of competency	Aspects to be addressed
PUAOPE002A Operate communications systems and equipment	<ol style="list-style-type: none"> 1. Use communications system and equipment 2. Transmit and receive communications 3. Maintain communications equipment
SROBWG002A Demonstrate bushwalking skills in difficult and trackless areas	<ol style="list-style-type: none"> 1. Select appropriate equipment for bushwalking 2. Apply planning process to organising a bushwalk 3. Demonstrate walking skills in difficult and trackless

Unit of competency	Aspects to be addressed
	areas 4. Demonstrate navigation skills in a non-urban environment 5. Walk in a safe manner
SROBVG008A Guide bushwalks in tracked or easy untracked areas	1. Select appropriate equipment for the group 2. Plan a bushwalking trip for clients 3. Brief clients 4. Maintain physical welfare of group 5. Establish effective communication 6. Lead a group of walkers safely 7. Select and maintain a temporary site using minimal impact practices 8. Conduct activity in a professional manner 9. Complete post-trip responsibilities
SRONAV002B Navigate in difficult and trackless areas	1. Use a map 2. Use a compass 3. Plan a route in trackless areas 4. Navigate in trackless areas
SROOPS002B Plan for minimal environmental impact	1. Identify the interrelationships occurring within a natural environment 2. Identify sources of environmental impact 3. Identify sources of social impact 4. Plan for minimal impact 5. Implement methods to minimise impact 6. Monitor and review minimal impact practices
SROOPS003B Apply weather information	1. Apply weather information 2. Interpret weather information
SROOPS006B Use and maintain a temporary or overnight site	1. Select a temporary site 2. Establish a shelter 3. Maintain a temporary site
SROODR002A Plan outdoor recreation activities	1. Make logistical arrangements 2. Select and use suitable outdoor equipment 3. Identify, plan and monitor food requirements 4. Identify and plan for water needs and usage 5. Identify and plan clothing requirements 6. Participate in an outdoor activity 7. Deal with non-routine situations
SROODR005A Guide outdoor recreation sessions	1. Collect information to plan a session 2. Produce a session plan 3. Resource a session 4. Maintain clients' physical welfare 5. Maintain a positive social environment 6. Establish effective communication 7. Ensure client safety 8. Prepare clients to end the session 9. Evaluate the session

BUSHWALKING GUIDE - DIFFICULT AND TRACKLESS

Description:

A person designated as a bushwalking guide (difficult and trackless areas) within the National Outdoor Leader Registration Scheme has the competencies that enable them to work autonomously within a defined range of skilled operations. These involve known routines, methods and procedures, where some discretion and judgement is required in the selection of equipment, services or contingency measures and within known time constraints.

Bushwalking guides (difficult and trackless areas) may work within clearly defined contexts conducting bushwalking activities acting according to clearly defined Standard Operating Procedures and relevant documented guidelines. Persons with this level of competence may work in areas where:

- There are limited modifications to the natural surface so that track alignment is indistinct in places
- There is minimal clearance along the track
- Signage is minimal and only for management purposes
- There are terrain and man-made hazards (such as cliff lines or dense forests)
- The possibility for changes in weather and visibility exists.

Persons with this level of competence may also work as an assistant with a more experienced guide in potentially non-routine or more complex activities and programs (eg, on multi-day expeditions in wilderness areas with the potential for weather extremes). Alternately, persons with this level of competence may be assisted by a less experienced guide.

Knowledge and skill requirements:

A bushwalking guide (difficult and trackless areas) requires bushwalking guide (tracked or easy untracked areas) competencies **PLUS**:

(a) *Leadership & Management skills*

Unit Code	Unit Title
SRXEMR002A	Coordinate emergency response
SRXGRO003A	Provide leadership to groups
SRXOHS002B	Implement and monitor the organisation's occupational health and safety policies, procedures and programs

(b) *Outdoor recreation bushwalking specific skills*

Unit Code	Unit Title
SROBVG003A	Demonstrate bushwalking skills in unmodified landscapes
SROBVG004A	Demonstrate river crossing skills
SROBVG009A	Guide bushwalks in difficult and trackless areas
SRONAV003B	Navigate in unmodified landscapes in extreme environmental conditions
SROOPS004B	Interpret weather conditions in the field
SROODR003A	Plan outdoor recreation activities (advanced)
SROODR006A	Manage risk in an outdoor activity

The units of competency in bold need only be achieved once, in a generic context, and do not need to be demonstrated in the context of bushwalking.

All other units must be assessed in a bushwalking (difficult and trackless areas) context.

Critical Aspects of a bushwalking guide's competence (difficult and trackless areas) include critical aspects of bushwalking guide (tracked or easy untracked) PLUS:

- Coordination of response to emergency situations
- Group leadership techniques
- Compliance with relevant legislation and occupational health and safety requirements
- Ability to implement and monitor occupational health and safety requirements
- Efficient bushwalking in unmodified landscapes
- River crossing techniques and procedures
- Maintenance of a client's physical and emotional safety during a bushwalk (in a difficult and trackless area) and conduct of safe and enjoyable activities
- Navigation in unmodified landscapes and in extreme environmental conditions
- Interpretation of weather conditions in the field and analysis of their implications for a bushwalk in a difficult and trackless area
- Planning and navigation of a suitable bushwalking route for a group of clients, in reasonable weather conditions, in a difficult and trackless area
- Selection of bushwalking equipment appropriate to the situation and clients
- Application of risk analysis principles in a difficult and trackless bushwalk
- Selection and use of a campsite to cause minimal environmental impact
- Ability to guide bushwalking expeditions in difficult and trackless areas, at a number of different locations, to suit:
 - Different client needs
 - Different activity aims
 - Different types of client groups
 - Different activity duration
 - Different environmental conditions

(a) Leadership and Management Skills

Unit of competency	Aspects to be addressed
SRXEMR002A Coordinate emergency response	1. Coordinate response to emergency reports or signals 2. Anticipate the behaviour and characteristics of typical emergencies 3. Coordinate and apply operating instructions 4. Coordinate the rescue procedure 5. Coordinate, initiate and control evacuation 6. Coordinate operational procedures
SRXGRO003A Provide leadership to groups	1. Demonstrate appropriate standards of performance 2. Influence individuals and groups 3. Make decisions 4. Facilitate group decision making 5. Demonstrate appropriate leadership styles
SRXOHS002B Implement and monitor the organisation's occupational health and safety policies, procedures and programs	1. Provide information to the work group about occupational health and safety and the organisation's occupational health and safety policies, procedures and programs 2. Implement and monitor participative arrangements for the management of occupational health and safety

Unit of competency	Aspects to be addressed
	<ol style="list-style-type: none"> 3. Implement and monitor the organisation's procedures for identifying hazards and assessing risks 4. Implement and monitor the organisation's procedures for controlling risks 5. Implement the organisation's procedures for dealing with hazardous events 6. Implement and monitor the organisation's procedures for providing occupational health and safety training 7. Implement and monitor the organisation's procedures for maintaining occupational health and safety records

(b) Outdoor recreation & overnight bushwalk specific skills

Unit of competency	Aspects to be addressed
SROBWG003A Demonstrate bushwalking skills in unmodified landscapes	<ol style="list-style-type: none"> 1. Select appropriate equipment for bushwalking 2. Apply planning process to organising a bushwalk 3. Demonstrate advanced bushwalking skills in a broad range of areas and conditions 4. Demonstrate navigation skills in a non-urban environment 5. Walk in a safe manner
SROBWG004A Demonstrate river crossing skills	<ol style="list-style-type: none"> 1. Demonstrate knowledge of river features 2. Identify risks 3. Select an appropriate location to cross a river 4. Demonstrate swimming techniques in whitewater 5. Demonstrate river crossing techniques
SROBWG009A Guide bushwalks in difficult and trackless areas	<ol style="list-style-type: none"> 1. Select appropriate equipment for the group 2. Plan a bushwalking trip for clients 3. Brief clients 4. Maintain physical welfare of group 5. Establish effective communication 6. Lead a group of walkers safely 7. Select and maintain a temporary site using minimal impact practices 8. Conduct activity in a professional manner 9. Complete post-trip responsibilities
SRONAV003B Navigate in unmodified landscapes in extreme environmental conditions	<ol style="list-style-type: none"> 1. Use a map 2. Use a compass 3. Plan a route in unmodified landscapes 4. Navigate in unmodified landscapes in poor visibility and/or extreme environmental conditions
SROOPS004B Interpret weather conditions in the field	<ol style="list-style-type: none"> 1. Apply weather information 2. Interpret weather information 3. Assess the influence of topography on local

Unit of competency	Aspects to be addressed
	weather conditions 4. Interpret local weather signs to identify likely changes
SROODR003A Plan outdoor recreation activities (advanced)	1. Make logistical arrangements 2. Select and use suitable outdoor equipment 3. Identify, plan and monitor food requirements 4. Identify and plan for water needs and usage 5. Identify and plan clothing requirements 6. Participate in an outdoor activity 7. Deal with non-routine situations
SROODR006A Manage risk in an outdoor activity	1. Demonstrate knowledge of the role of risk theory in the context of outdoor activities 2. Examine the adventure experience and its link to risk in outdoor activities 3. Apply knowledge of accidents 4. Identify and record potential risks and hazards in an activity, and management strategies to lessen their impact 5. Apply risk management during an outdoor activity 6. Evaluate risk management

BUSHWALKING GUIDE - UNMODIFIED LANDSCAPES

Description:

A person designated as a bushwalking guide (unmodified landscapes) within the National Outdoor Leader Registration Scheme has the competencies that enable them to operate within a broad range of varied contexts that may be complex and non-routine. Leadership and guidance are involved when organising activities of self and others, as well as contributing to technical solutions of a non-routine or contingency nature.

A person with this level of competence may perform a broad range of skilled applications including the evaluation and analysis of current practices, development of new criteria and procedures for performing current practices and provision of some leadership and guidance to others in the application and planning of the skills.

Bushwalking guides (unmodified landscapes) may work independently at a broad range of venues with a variety of different client groups. Persons with this level of competency have the ability to deal with complex, unpredictable and non-routine situations. Persons with this level of competence may work at locations where:

- There are no modifications to the natural surface or the natural environment so that track alignment is indistinct
- There is no clearance along the track
- Signage is generally not provided
- There may include steep sections of unmodified surfaces and other terrain and man-made hazards
- The track is not managed for public risk
- There is an appreciable risk of onset of extreme environmental conditions (eg, poor visibility, extreme heat/cold or wind).

Persons with this level of competence may be assisted by a less experienced guide.

Knowledge and skill requirements:

A bushwalking guide (unmodified landscapes) requires bushwalking guide (difficult and trackless areas) competencies **PLUS**:

(a) *Leadership & Management skills* - Nil

(b) *Outdoor recreation & extended bushwalk specific skills*

Unit Code	Unit Title
SROBWG010A	Guide bushwalks in unmodified landscapes

This unit must be assessed in a bushwalking guide (unmodified landscapes) context.

Critical Aspects of a bushwalking guide's competence (unmodified landscapes) include critical aspects of bushwalking guide (difficult and trackless) **PLUS**:

- Knowledge of an extensive range of possible equipment and the factors influencing the selection and preparation of equipment, food, fluid and clothing requirements for bushwalks in unmodified landscapes
 - At a diversity of locations;
 - For extended time periods; and
 - In extreme environmental conditions

- Efficient bushwalking in unmodified landscapes in a range of weather conditions considered extreme for the particular activity and at a range of different locations or sites
- Selection of bushwalking equipment appropriate to the situation and clients
- Coordination of emergency response and performance of initial search/rescue in complex situations,
- Maintenance of a client's physical and emotional safety during extended bushwalks in a diversity of situations (eg, bad weather, extended periods of time) and the conduct of safe and enjoyable activities
- Monitoring of the organisation's occupational health and safety policies, procedures and programs and suggesting modifications, where relevant
- Application of risk analysis principles in extended bushwalks
- Planning and navigation of a suitable route in extreme weather conditions in difficult and trackless areas
- Ability to guide bushwalk expeditions in unmodified landscapes at a number of different locations, to suit:
 - Different client needs
 - Different activity aims
 - Different types of client groups
 - Different activity duration
 - Different environmental conditions

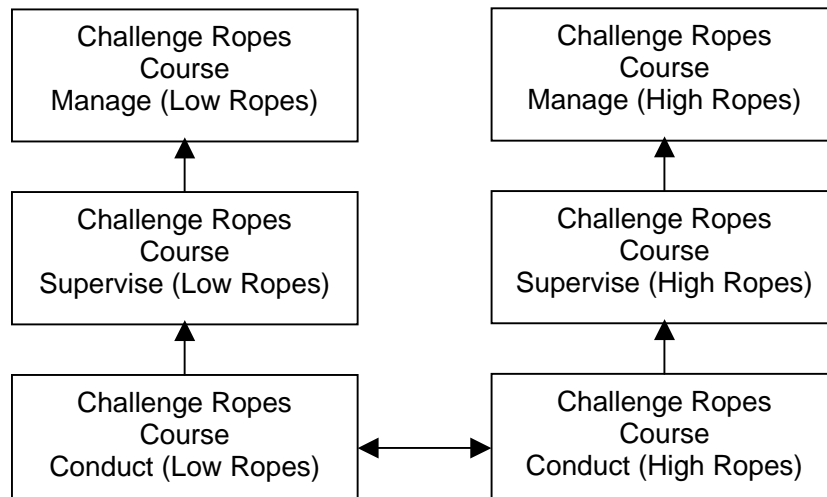
(a) Leadership and Management skills - Nil

(b) Outdoor recreation and extended bushwalk specific skills

Unit of competency	Aspects to be addressed
SROBWG010A Guide bushwalks in modified landscapes	<ol style="list-style-type: none"> 1. Select appropriate equipment for the group 2. Plan a bushwalking trip for clients 3. Brief clients 4. Maintain physical welfare of group 5. Establish effective communication 6. Lead a group of bushwalkers safely 7. Select and maintain a temporary site using minimal impact practices 8. Conduct activity in a professional manner 9. Complete post-trip responsibilities

CHALLENGE ROPES COURSES

This document contains information on the **minimum competencies** required to achieve Registration within the National Outdoor Leader Registration Scheme at specific levels within the activity of challenge ropes courses.



Within the Registration Scheme, in the context of Challenge Ropes Courses, the following definitions are used to describe the roles performed:

Role/function	Description
Client	A person whose welfare is the responsibility of a Conductor, Supervisor or Manager.
Conductor	A person who possesses relevant outdoor recreation activity specific competencies to assist in the conducting of challenge ropes course elements or courses. This person may conduct activities independently only where there are clearly defined operating procedures for the activity, they are familiar with those operating procedures, and where assistance is readily available should a non-routine situation arise. This person is not responsible for the overall maintenance of the course or elements.
Supervisor	A person who possesses relevant outdoor recreation activity specific competencies to independently conduct programs using challenge ropes courses or elements. Persons with this competence should be able to apply their skills and knowledge to a broad variety of challenge ropes courses and elements, and should be able to deal with non-routine situations. They should also be able to impart skills and knowledge to clients/assistants to conduct activities under close supervision. This person is not responsible for the overall maintenance of the course or elements.
Manager	A person who is responsible for the development and review of organisational policies and standard operating procedures. The manager is responsible for the overall set up, operation and maintenance of the activities and equipment. This person is not responsible for the training of staff.

CHALLENGE ROPES COURSE CONDUCTOR - LOW ROPES

Description:

A person designated as a Challenge Ropes Course Conductor (Low Ropes) within the National Outdoor Leader Registration Scheme has the competencies to work autonomously within a closely defined range of skilled operations involving known routines, methods and procedures, where a small amount of discretion and judgement is required in the selection of equipment, services or contingency measures.

A Challenge Ropes Course Conductor (Low Ropes) may work within clearly defined contexts conducting low ropes course activities acting according to clearly defined Standard Operating Procedures and relevant documented guidelines. Persons with this level of competence may work at sites which:

- Conduct programs using independent elements (including initiative activities) or linked challenge ropes courses, with low elements requiring the use of spotters to keep clients safe
- Have documentation which defines the key safety features and risk management procedures for each element and/or specific aspect of the course

A person with the level of competence defined as the minimum for a Challenge Ropes Course Conductor (Low Ropes) does not have the ability to develop procedures for the conduct of activities on a challenge ropes course. Nor does a Conductor have the knowledge and skills to be personally responsible for the overall maintenance of the challenge ropes course. These must be the responsibility of a Challenge Ropes Course Manager and/or industry specialists.

Persons with this level of competence may also work as an assistant with a more experienced leader in potentially non-routine or more complex programs (eg, with "at risk" clients).

Knowledge and skill requirements:

(a) Leadership & Management skills

Unit Code	Unit Title
SRXEMR001A	Respond to emergency situations
SRXFAD001A	Provide first aid
SRXGRO001A	Facilitate a group
SRXGRO002A	Deal with conflict
SRXINU002A	Apply sport and recreation law
SRXOHS001B	Follow defined Occupational Health and Safety policy and procedures
SRXRIK001A	Undertake risk analysis of activities

(b) Outdoor recreation & challenge ropes course specific skills

Unit Code	Unit Title
SROABL001B	Take an assistant leadership role in the facilitation of adventure-based learning activities
SROCRP001A	Conduct a low ropes session
SROODR002A	Plan outdoor recreation activities
SROODR005A	Guide outdoor recreation activities
SROOPS002B	Plan for minimal environmental impact

Unit Code	Unit Title
SROOPS003B	Apply weather information

The units of competency in bold need only be achieved once, in a generic context, and do not need to be demonstrated in the context of challenge ropes courses.

All other units must be assessed in a low ropes course context.

Critical Aspects of a challenge ropes course conductor's (low ropes) competence:

- Ability to identify, and plan for, basic requirements of a low ropes course activity (ie, equipment, food, water, clothing)
- Response to emergency situations relevant to a low ropes course
- Provision of first aid response relevant to challenge low ropes courses
- Facilitation of a group including conflict resolution strategies
- Knowledge of, and compliance with, relevant Occupational Health and Safety requirements
- Contribution to participative arrangements for the management of Occupational Health and Safety
- Knowledge of, and compliance with, relevant laws and legal requirements
- Application of risk analysis principles in a low ropes course context
- Demonstration of an assistant leadership role in the facilitation of adventure-based learning activities
- Knowledge of fundamental challenge ropes course installation and maintenance techniques to determine the safety of a course prior to use
- Ability to manage the safety of clients whilst participating in challenge ropes course activities with low elements, including the ability to:
 - Apply knowledge of group dynamics, the client group and individual aims and objectives to develop and implement a suitable sequence of activities prior to participation in the ropes course elements
 - Teach spotting techniques
 - Identify variations to spotting technique and position required by specific elements or client characteristics
 - Use both linked and independent elements
 - Apply techniques and procedures as outlined in the relevant operations manual
- Maintenance of a client's physical and emotional safety during a low ropes course session
- Knowledge of environmental impact issues associated with low ropes courses
- Ability to apply and interpret weather information relevant to a low ropes course
- Maintenance of a client's physical and emotional safety during a low ropes session

(a) Leadership and Management Skills

Unit of competency	Aspects to be addressed
SRXEMR001A Respond to emergency situations	<ol style="list-style-type: none"> 1. Evaluate the emergency 2. Develop a plan of action 3. Control the emergency 4. Debrief the emergency
SRXFAD001A Provide first aid	<ol style="list-style-type: none"> 1. Assess the situation 2. Apply basic first aid techniques 3. Communicate details of the incident
SRXGRO001A Facilitate a group	<ol style="list-style-type: none"> 1. Plan the establishment of a group 2. Monitor group formation 3. Develop group commitment and cooperation 4. Facilitate group processes 5. Manage and facilitate group performance

Unit of competency	Aspects to be addressed
SRXGRO002A Deal with conflict	<ol style="list-style-type: none"> 1. Identify conflict situations 2. Implement conflict resolution strategies 3. Use effective interpersonal skills
SRXINU002A Apply sport and recreation law	<ol style="list-style-type: none"> 1. Identify laws applicable to the sport and recreation industry 2. Ensure compliance with legal requirements
SRXOHS001B Follow defined Occupational Health and Safety policy and procedures	<ol style="list-style-type: none"> 1. Follow workplace procedures for hazard identification and risk control 2. Contribute to participative arrangements for the management of Occupational Health and Safety
SRXRIK001A Undertake risk analysis of activities	<ol style="list-style-type: none"> 1. Establish the context of the risk analysis 2. Identify risks associated with an activity 3. Conduct risk analysis of an activity 4. Undertake risk assessment of an activity 5. Treat risks associated with an activity 6. Monitor and review the risk management plan for an activity

(b) Outdoor recreation & challenge ropes course specific skills

Unit of competency	Aspects to be addressed
SROABL001B Take an assistant leadership role in the facilitation of adventure-based learning activities	<ol style="list-style-type: none"> 1. Identify the role of adventure and challenge in learning 2. Establish an effective learning environment for a specified adventure activity 3. Apply activity-specific and interpersonal skills to meet learning outcomes 4. Apply debriefing techniques to meet learning outcomes 5. Evaluate adventure-based learning activity
SROCRP001A Conduct a low ropes session	<ol style="list-style-type: none"> 1. Differentiate between challenge ropes courses 2. Set up activity 3. Teach spotting 4. Conduct pre-activity inspection 5. Ensure safety during low ropes course activities 6. Conclude activity
SROODR002A Plan outdoor recreation activities	<ol style="list-style-type: none"> 1. Make logistical arrangements 2. Select and use suitable outdoor equipment 3. Identify, plan and monitor food requirements 4. Identify and plan for water needs and usage 5. Identify and plan clothing requirements 6. Participate in an outdoor activity 7. Deal with non-routine situations
SROODR005A Guide outdoor recreation activities	<ol style="list-style-type: none"> 1. Collect information to plan a session 2. Produce a session plan 3. Resource a session 4. Maintain clients' physical welfare 5. Maintain a positive social environment 6. Establish effective communication 7. Ensure client safety

Unit of competency	Aspects to be addressed
	<ul style="list-style-type: none"> 8. Prepare clients to end the session 9. Evaluate the session
SROOPS002B Plan for minimal environmental impact	<ul style="list-style-type: none"> 1. Identify the interrelationships occurring within a natural environment 2. Identify sources of environmental impact 3. Identify sources of social impact 4. Plan for minimal impact 5. Implement methods to minimise impact 6. Monitor and review minimal impact practices
SROOPS003B Apply weather information	<ul style="list-style-type: none"> 1. Apply weather information 2. Interpret weather information

CHALLENGE ROPES COURSE CONDUCTOR - HIGH ROPES

Description:

A person designated as a Challenge Ropes Course Conductor (High Ropes) within the National Outdoor Leader Registration Scheme has the competencies that enable them to work autonomously within a defined range of skilled operations involving known routines, methods and procedures, where some discretion and judgement is required in the selection of equipment, services or contingency measures and within known time constraints.

Challenge Ropes Course Conductor (High Ropes) may work within clearly defined contexts conducting high ropes course activities acting according to clearly defined Standard Operating Procedures and relevant documented guidelines. Persons with this level of competence may work at sites which:

- Conduct activities using high elements that require the use of a belay system to keep clients safe, these may be independent elements (including initiative activities) or linked challenge ropes courses
- Have documentation which defines the key safety features and risk management procedures for each element and/or specific aspect of the course

A person with the level of competence defined as the minimum for a Challenge Ropes Course Conductor (High Ropes) does not have the ability to develop procedures for the conduct of activities on a challenge ropes course. Nor does a Conductor have the knowledge and skills to be personally responsible for the overall maintenance of the challenge ropes course. These must be the responsibility of a Challenge Ropes Course Manager and/or industry specialists

Persons with this level of competence may also work as an assistant with a more experienced leader in potentially non-routine or more complex programs (eg, with "at risk" clients).

Knowledge and skill requirements:

(a) Leadership & Management skills

Unit Code	Unit Title
SRXEMR001A	Respond to emergency situations
SRXFAD001A	Provide first aid
SRXGRO001A	Facilitate a group
SRXGRO002A	Deal with conflict
SRXINU002A	Apply sport and recreation law
SRXOHS001B	Follow defined Occupational Health and Safety policy and procedures
SRXRIK001A	Undertake risk analysis of activities

(b) Outdoor recreation & challenge ropes course specific skills

Unit Code	Unit Title
SROABL001B	Take an assistant leadership role in the facilitation of adventure-based learning activities
SROCRP002A	Conduct a high ropes session
SROODR002A	Plan outdoor recreation activities
SROODR005A	Guide outdoor recreation activities
SROOPS002B	Plan for minimal environmental impact

Unit Code	Unit Title
SROOPS003B	Apply weather information

The units of competency in bold need only be achieved once, in a generic context, and do not need to be demonstrated in the context of challenge ropes courses.

All other units must be assessed in a high ropes course context.

Critical Aspects of a challenge ropes course conductor's (high ropes) competence:

- Ability to identify, and plan for, basic requirements of a high ropes course activity (ie, equipment, food, water, clothing)
- Response to emergency situations relevant to a high ropes course
- Provision of first aid response relevant to challenge high ropes courses
- Facilitation of a group including conflict resolution strategies
- Knowledge of, and compliance with, relevant Occupational Health and Safety requirements
- Contribution to participative arrangements for the management of Occupational Health and Safety
- Knowledge of, and compliance with, relevant laws and legal requirements
- Application of risk analysis principles in a high ropes course context
- Demonstration of an assistant leadership role in the facilitation of adventure-based learning activities
- Knowledge of fundamental challenge ropes course installation and maintenance techniques to determine the safety of a course prior to use
- Ability to ensure the safety of clients whilst participating in challenge ropes course activities with high elements, including the ability to:
 - Apply knowledge of group dynamics, the client group and individual aims and objectives to develop and implement a suitable sequence of activities prior to participation in the ropes course elements
 - Teach belay techniques
 - Use equipment correctly
 - Set up and dismantle equipment on high elements
 - Perform assisted vertical rescues
 - Maintain personal safety and that of clients when on high elements
 - Use both linked and independent elements
 - Apply techniques and procedures as outlined in the relevant operations manual
- Maintenance of a client's physical and emotional safety during a high ropes course session
- Knowledge of environmental impact issues associated with high ropes courses
- Ability to apply and interpret weather information relevant to a high ropes course
- Maintenance of a client's physical and emotional safety during a high ropes session

(a) Leadership and Management Skills

Unit of competency	Aspects to be addressed
SRXEMR001A Respond to emergency situations	<ol style="list-style-type: none"> 1. Evaluate the emergency 2. Develop a plan of action 3. Control the emergency 4. Debrief the emergency
SRXFAD001A Provide first aid	<ol style="list-style-type: none"> 1. Assess the situation 2. Apply basic first aid techniques 3. Communicate details of the incident
SRXGRO001A Facilitate a group	<ol style="list-style-type: none"> 1. Plan the establishment of a group

Unit of competency	Aspects to be addressed
	<ol style="list-style-type: none"> 2. Monitor group formation 3. Develop group commitment and cooperation 4. Facilitate group processes 5. Manage and facilitate group performance
SRXGRO002A Deal with conflict	<ol style="list-style-type: none"> 1. Identify conflict situations 2. Implement conflict resolution strategies 3. Use effective interpersonal skills
SRXINU002A Apply sport and recreation law	<ol style="list-style-type: none"> 1. Identify laws applicable to the sport and recreation industry 2. Ensure compliance with legal requirements
SRXOHS001B Follow defined Occupational Health and Safety policy and procedures	<ol style="list-style-type: none"> 1. Follow workplace procedures for hazard identification and risk control 2. Contribute to participative arrangements for the management of Occupational Health and Safety
SRXRIK001A Undertake risk analysis of activities	<ol style="list-style-type: none"> 1. Establish the context of the risk analysis 2. Identify risks associated with an activity 3. Conduct risk analysis of an activity 4. Undertake risk assessment of an activity 5. Treat risks associated with an activity 6. Monitor and review the risk management plan for an activity

(b) Outdoor recreation & challenge ropes course specific skills

Unit of competency	Aspects to be addressed
SROABL001B Take an assistant leadership role in the facilitation of adventure-based learning activities	<ol style="list-style-type: none"> 1. Identify the role of adventure and challenge in learning 2. Establish an effective learning environment for a specified adventure activity 3. Apply activity-specific and interpersonal skills to meet learning outcomes 4. Apply debriefing techniques to meet learning outcomes 5. Evaluate adventure-based learning activity
SROCRP002A Conduct a high ropes session	<ol style="list-style-type: none"> 1. Differentiate between challenge ropes courses 2. Set up activity 3. Teach belay methods 4. Conduct pre-activity inspection 5. Ensure safety during high ropes course activities 6. Perform rescue of high ropes course participant 7. Conclude activity
SROODR002A Plan outdoor recreation activities	<ol style="list-style-type: none"> 1. Make logistical arrangements 2. Select and use suitable outdoor equipment 3. Identify, plan and monitor food requirements 4. Identify and plan for water needs and usage 5. Identify and plan clothing requirements 6. Participate in an outdoor activity 7. Deal with non-routine situations
SROODR005A Guide outdoor	<ol style="list-style-type: none"> 1. Collect information to plan a session

Unit of competency	Aspects to be addressed
recreation activities	<ol style="list-style-type: none"> 2. Produce a session plan 3. Resource a session 4. Maintain clients' physical welfare 5. Maintain a positive social environment 6. Establish effective communication 7. Ensure client safety 8. Prepare clients to end the session 9. Evaluate the session
SROOPS002B Plan for minimal environmental impact	<ol style="list-style-type: none"> 1. Identify the interrelationships occurring within a natural environment 2. Identify sources of environmental impact 3. Identify sources of social impact 4. Plan for minimal impact 5. Implement methods to minimise impact 6. Monitor and review minimal impact practices
SROOPS003B Apply weather information	<ol style="list-style-type: none"> 1. Apply weather information 2. Interpret weather information

CHALLENGE ROPES COURSE SUPERVISOR - LOW ROPES

Description:

A person designated as a Challenge Ropes Course Supervisor (Low Ropes) within the National Outdoor Leader Registration Scheme has the competencies that enable them to work autonomously within a variety of settings and contexts. Leadership and guidance are involved when organising activities of self and others, as well as contributing to technical solutions of a non-routine or contingency nature.

A person with this level of competence may perform a broad range of skilled applications including the evaluation and analysis of current practices, development of new criteria and procedures for performing current practices and provision of some leadership and guidance to others in the application and planning of the skills. Challenge Ropes Course Supervisors (Low Ropes) have the knowledge and skills to maintain and instruct use of a challenge ropes course with low elements, to ensure the safety of a course, and the safe conduct of activities.

Challenge Ropes Course Supervisors (Low Ropes) may work independently at a broad range of venues with a variety of different client groups. Persons with this level of competency have the ability to deal with complex, unpredictable and non-routine situations. Persons with this level of competence may supervise sites which:

- Conduct programs using independent elements (including initiative activities) or linked challenge ropes courses, with low elements requiring the use of spotters to keep clients safe

Knowledge and Skill requirements:

A Challenge Ropes Course Supervisor (Low Ropes) requires Challenge Ropes Course Conductor (Low Ropes) competencies **PLUS**:

(a) Leadership & Management skills

Unit Code	Unit Title
SRXEMR002A	Coordinate emergency response
SRXGRO003A	Provide Leadership to Groups
SRXOHS002B	Implement and monitor the organisation's Occupational Health and Safety policies, procedures and programs

(b) Outdoor recreation & challenge ropes course specific skills

Unit Code	Unit Title
SROABL002B	Facilitate adventure-based learning activities
SROCRP003A	Supervise a low ropes session
SROODR003A	Plan outdoor recreation activities (advanced)
SROODR006A	Manage risk in an outdoor activity

The units of competency in bold need only be achieved once, in a generic context, and do not need to be demonstrated in the context of challenge ropes course.

All other units must be assessed in a low ropes course context.

Critical Aspects of a challenge ropes course supervisor's (low ropes) competence include critical aspects of challenge ropes course conductor (low ropes) PLUS:

- Ability to identify, and plan for, all requirements of a low ropes course activity (eg, equipment, food, water, clothing), where there is potential for extreme weather conditions, and/or a wide diversity of low ropes course elements
- Coordination of emergency response relevant to a low ropes course
- Ability to demonstrate a variety of leadership styles, and select styles appropriate for a variety of situations
- Implementation and monitoring of the organisation's Occupational Health and Safety policies, procedures and programs, and suggesting modifications, where appropriate
- Implementation and monitoring of participative arrangements for the management of Occupational Health and Safety
- Demonstration of ability to plan, prepare, facilitate and evaluate adventure-based learning activities
- Supervision of other staff in the conduct of low ropes course activities, ensuring compliance with operating procedures
- Facilitation of a minimum of two (2) different challenge low ropes courses to achieve learning outcomes
- Maintenance of a client's physical and emotional safety during challenge ropes course sessions in a diversity of situations (eg, different client groups, different learning outcomes)
- Application of risk analysis principles in a challenge low ropes course context
- Demonstrate a knowledge of, and ability to apply, effective risk management strategies.

(a) Leadership and Management skills

Unit of competency	Aspects to be addressed
SRXEMR002A Coordinate emergency response	<ol style="list-style-type: none"> 1. Coordinate response to emergency reports or signals 2. Anticipate the behaviour and characteristics of typical emergencies 3. Coordinate and apply operating instructions 4. Coordinate the rescue procedure 5. Coordinate, initiate and control evacuation 6. Coordinate operational procedures
SRXGRO003A Provide Leadership to Groups	<ol style="list-style-type: none"> 1. Demonstrate appropriate standards of performance 2. Influence individuals and groups 3. Make decisions 4. Facilitate group decision making 5. Demonstrate appropriate leadership styles
SRXOHS002B Implement and monitor the organisation's Occupational Health and Safety policies, procedures and programs	<ol style="list-style-type: none"> 1. Provide information to the work group about Occupational Health and Safety and the organisation's Occupational Health and Safety policies, procedures and programs 2. Implement and monitor participative arrangements for the management of Occupational Health and Safety 3. Implement and monitor the organisation's procedures for identifying hazards and assessing risks 4. Implement and monitor the organisation's procedures for controlling risks

	<ol style="list-style-type: none"> 5. Implement the organisation's procedures for dealing with hazardous events 6. Implement and monitor the organisation's procedures for providing Occupational Health and Safety training 7. Implement and monitor the organisation's procedures for maintaining Occupational Health and Safety records
--	---

(b) Outdoor recreation & challenge ropes course specific skills

Unit of competency	Aspects to be addressed
SROABL002B Facilitate adventure-based learning activities	<ol style="list-style-type: none"> 1. Plan and prepare an effective learning environment 2. Plan for progression and transfer of learning 3. Manage learning activities in an outdoor environment 4. Establish and maintain positive group dynamics 5. Facilitate the transfer of learning relevant to program outcomes 6. Evaluate adventure-based learning activities
SROCRP003A Supervise a low ropes session	<ol style="list-style-type: none"> 1. Plan for the activity 2. Minimise environmental impact 3. Program a suitable sequence of activities 4. Set up elements 5. Conduct pre-activity inspection 6. Supervise the use of low ropes course activities 7. Conclude activity
SROODR003A Plan outdoor recreation activities (advanced)	<ol style="list-style-type: none"> 1. Make logistical arrangements 2. Select and use suitable outdoor equipment 3. Identify, plan and monitor food requirements 4. Identify and plan for water needs and usage 5. Identify and plan clothing requirements 6. Participate in an outdoor activity 7. Deal with non-routine situations
SROODR006A Manage risk in an outdoor activity	<ol style="list-style-type: none"> 1. Demonstrate knowledge of the role of risk theory in the context of outdoor activities 2. Examine the adventure experience and its link to risk in outdoor activities 3. Apply knowledge of accidents 4. Identify and record potential risks and hazards in an activity, and management strategies to lessen their impact 5. Apply risk management during an outdoor activity 6. Evaluate risk management

CHALLENGE ROPES COURSE SUPERVISOR - HIGH ROPES

Description:

A person designated as a Challenge Ropes Course Supervisor (High Ropes) within the National Outdoor Leader Registration Scheme has the competencies that enable them to work autonomously within a variety of settings and contexts. Leadership and guidance are involved when organising activities of self and others, as well as contributing to technical solutions of a non-routine or contingency nature.

A person with this level of competence may perform a broad range of skilled applications including the evaluation and analysis of current practices, development of new criteria and procedures for performing current practices and provision of some leadership and guidance to others in the application and planning of the skills. Challenge Ropes Course Supervisors (High Ropes) have the knowledge and skills to maintain and instruct use of a challenge ropes course with high elements, to ensure the safety of a course, and the safe conduct of activities.

Challenge Ropes Course Supervisors (High Ropes) may work independently at a broad range of venues with a variety of different client groups. Persons with this level of competency have the ability to deal with complex, unpredictable and non-routine situations. Persons with this level of competence may supervise sites which:

- Conduct activities using high elements that require the use of a belay system to keep clients safe, these may be independent elements (including initiative activities) or linked challenge ropes courses

Knowledge and Skill requirements:

A Challenge Ropes Course Supervisor (High Ropes) requires Challenge Ropes Course Conductor (High Ropes) competencies **PLUS**:

(a) *Leadership & Management skills*

Unit Code	Unit Title
SRXEMR002A	Coordinate emergency response
SRXGRO003A	Provide Leadership to Groups
SRXOHS002B	Implement and monitor the organisation's Occupational Health and Safety policies, procedures and programs

(b) *Outdoor recreation & challenge ropes course specific skills*

Unit Code	Unit Title
SROABL002B	Facilitate adventure-based learning activities
SROCRP004A	Supervise a high ropes session
SROODR003A	Plan outdoor recreation activities (advanced)
SROODR006A	Manage risk in an outdoor activity

The units of competency in bold need only be achieved once, in a generic context, and do not need to be demonstrated in the context of challenge ropes course.

All other units must be assessed in a high ropes course context.

Critical Aspects of a challenge ropes course supervisor's (high ropes) competence include critical aspects of challenge ropes course conductor (high ropes) PLUS:

- Ability to identify, and plan for, all requirements of a high ropes course activity (eg, equipment, food, water, clothing), where there is potential for extreme weather conditions, and/or a wide diversity of low ropes course elements
- Coordination of emergency response relevant to a high ropes course
- Ability to demonstrate a variety of leadership styles, and select styles appropriate for a variety of situations
- Implementation and monitoring of the organisation's Occupational Health and Safety policies, procedures and programs, and suggesting modifications, where appropriate
- Implementation and monitoring of participative arrangements for the management of Occupational Health and Safety
- Demonstration of ability to plan, prepare, facilitate and evaluate adventure-based learning activities
- Knowledge of challenge ropes course installation and maintenance techniques to determine the safety of a course prior to use, and perform basic maintenance procedures
- Supervision of other staff in the conduct of high ropes course activities, ensuring compliance with operating procedures
- Facilitation of a minimum of two (2) different challenge high ropes courses to achieve learning outcomes
- Maintenance of a client's physical and emotional safety during challenge ropes course sessions in a diversity of situations (eg, different client groups, different learning outcomes)
- Application of risk analysis principles in a challenge high ropes course context
- Demonstrate a knowledge of, and ability to apply, effective risk management strategies
- Determination and performance of appropriate rescue procedures.

(a) Leadership and Management skills

Unit of competency	Aspects to be addressed
SRXEMR002A Coordinate emergency response	<ol style="list-style-type: none"> 1. Coordinate response to emergency reports or signals 2. Anticipate the behaviour and characteristics of typical emergencies 3. Coordinate and apply operating instructions 4. Coordinate the rescue procedure 5. Coordinate, initiate and control evacuation 6. Coordinate operational procedures
SRXGRO003A Provide leadership to groups	<ol style="list-style-type: none"> 1. Demonstrate appropriate standards of performance 2. Influence individuals and groups 3. Make decisions 4. Facilitate group decision making 5. Demonstrate appropriate leadership styles
SRXOHS002B Implement and monitor the organisation's Occupational Health and Safety policies, procedures and programs	<ol style="list-style-type: none"> 1. Provide information to the work group about Occupational Health and Safety and the organisation's Occupational Health and Safety policies, procedures and programs 2. Implement and monitor participative arrangements for the management of Occupational Health and Safety 3. Implement and monitor the organisation's procedures for identifying hazards and assessing risks

Unit of competency	Aspects to be addressed
	<ol style="list-style-type: none"> 4. Implement and monitor the organisation's procedures for controlling risks 5. Implement the organisation's procedures for dealing with hazardous events 6. Implement and monitor the organisation's procedures for providing Occupational Health and Safety training 7. Implement and monitor the organisation's procedures for maintaining Occupational Health and Safety records

(b) Outdoor recreation & challenge ropes course specific skills

Unit of competency	Aspects to be addressed
SROABL002B Facilitate adventure-based learning activities	<ol style="list-style-type: none"> 1. Plan and prepare an effective learning environment 2. Plan for progression and transfer of learning 3. Manage learning activities in an outdoor environment 4. Establish and maintain positive group dynamics 5. Facilitate the transfer of learning relevant to program outcomes 6. Evaluate adventure-based learning activities
SROCRP004A Supervise a high ropes session	<ol style="list-style-type: none"> 1. Plan for the activity 2. Plan for minimal environmental impact 3. Program a suitable sequence of activities 4. Set up elements 5. Conduct pre-activity inspection 6. Supervise the use of high ropes course activities 7. Perform rescue of high ropes course participant 8. Conclude activity
SROODR003A Plan outdoor recreation activities (advanced)	<ol style="list-style-type: none"> 1. Make logistical arrangements 2. Select and use suitable outdoor equipment 3. Identify, plan and monitor food requirements 4. Identify and plan for water needs and usage 5. Identify and plan clothing requirements 6. Participate in an outdoor activity 7. Deal with non-routine situations
SROODR006A Manage risk in an outdoor activity	<ol style="list-style-type: none"> 1. Demonstrate knowledge of the role of risk theory in the context of outdoor activities 2. Examine the adventure experience and its link to risk in outdoor activities 3. Apply knowledge of accidents 4. Identify and record potential risks and hazards in an activity, and management strategies to lessen their impact 5. Apply risk management during an outdoor activity 6. Evaluate risk management

CHALLENGE ROPES COURSE MANAGER - LOW ROPES

Description:

A person designated as a Challenge Ropes Course Manager (Low Ropes) within the National Outdoor Leader Registration Scheme has the competencies that enable them to manage and maintain a challenge low ropes course. These persons have ultimate responsibility for ensuring the safety of a course, and the development and provision of operational procedures for the conduct of activities on the low ropes element/course.

Knowledge and skill requirements:

- A Challenge Ropes Course Manager (Low Ropes) requires Challenge Ropes Course Supervisor (Low ropes) competencies **PLUS**:

Unit Code	Unit Title
SROCRP005A	Manage a low ropes course

SROCRP005A must be assessed in the context of managing a challenge low ropes course.

Critical Aspects of a Challenge Ropes Course Manager's (Low Ropes) competence:

- Knowledge of challenge ropes course installation techniques, practices and hardware to establish maintenance procedures for a course, after consultation with industry specialists
- Ability to perform a range of course maintenance tasks, and identification of industry specialists to perform maintenance and repair outside of personal ability and/or responsibility
- Ability to apply in-depth knowledge of individual low ropes course elements to determine operational procedures for each element

Management skills:

Unit of competency	Aspects to be addressed
SROCRP005A Manage a low ropes course	1. Determine course operational procedures 2. Conduct course maintenance

CHALLENGE ROPES COURSE MANAGER - HIGH ROPES

Description:

A person designated as a Challenge Ropes Course Manager (High Ropes) within the National Outdoor Leader Registration Scheme has the competencies that enable them to manage and maintain a challenge high ropes course. These persons have ultimate responsibility for ensuring the safety of a course, and the development and provision of operational procedures for the conduct of activities on the high ropes element/course.

Knowledge and skill requirements:

A Challenge Ropes Course Manager (High Ropes) requires Challenge Ropes Course Supervisor (High Ropes) competencies **PLUS**:

Unit Code	Unit Title
SROCRP006A	Manage a high ropes course

SROCRP006B must be assessed in the context of managing a challenge high ropes course.

Critical Aspects of a Challenge Ropes Course Manager's (High Ropes) competence:

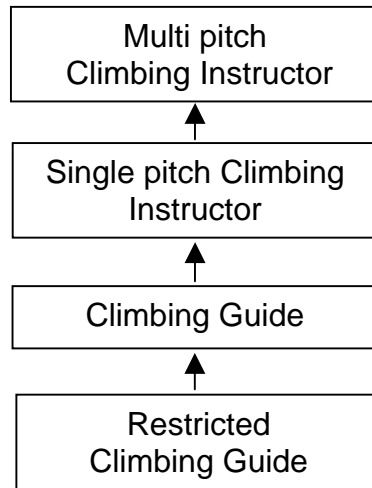
- Knowledge of challenge ropes course installation techniques, practices and hardware to establish maintenance procedures for a course, after consultation with industry specialists
- Ability to perform a range of course maintenance tasks, and identification of industry specialists to perform maintenance and repair outside of personal ability and/or responsibility
- Ability to apply in-depth knowledge of individual high ropes course elements to determine operational procedures for each element

Management skills:

Unit of competency	Aspects to be addressed
SROCRP006A Manage a high ropes session	<ol style="list-style-type: none">1. Determine course operational procedures2. Conduct course maintenance3. Select equipment for use in high ropes courses

CLIMBING (ARTIFICIAL)

This document contains information on the **minimum competencies** required to achieve Registration within the National Outdoor Leader Registration Scheme at specific levels within the activity of **climbing on artificial surfaces**.



RESTRICTED CLIMBING GUIDE (ARTIFICIAL SURFACES)

Description:

A person designated as a Restricted Climbing Guide (Artificial Surfaces) within the National Outdoor Leader Registration Scheme has the competencies that enable them to work autonomously within a defined range of skilled operations. These should involve known routines, methods and procedures, where minimal discretion and judgement is required in the selection of equipment, services or contingency measures and within known time constraints.

Restricted climbing guides (artificial surfaces) may work within clearly defined contexts conducting climbing activities acting according to clearly defined Standard Operating Procedures and relevant documented guidelines. **Persons with this level of competence may only conduct top rope climbing activities at an artificial climbing site.**

Persons with this level of competence may also work as an assistant with a more experienced leader in potentially non-routine or more complex activities and programs (eg, with “at risk” clients).

Knowledge and skill requirements:

(a) Leadership & Management skills

Unit Code	Unit Title
SRXEMR001A	Respond to emergency situations
SRXFAD001A	Provide first aid
SRXGRO001A	Facilitate a group
SRXGRO002A	Deal with conflict

Unit Code	Unit Title
SRXINU002A	Apply sport and recreation law
SRXOHS001B	Follow defined Occupational Health and Safety policy and procedures
SRXRIK001A	Undertake risk analysis of activities

(b) *Outdoor recreation and climbing specific skills*

Unit Code	Unit Title
SROCLA002A	Apply climbing skills on artificial surfaces
SROCLA003A	Establish belays for climbing on artificial surfaces
SROCLA008A	Guide climbing activities on artificial surfaces
SROODR002A	Plan outdoor recreation activities
SROODR005A	Guide outdoor recreation sessions
SROOPS002B	Plan for minimal environmental impact
SROVTR001A	Perform vertical rescues

The units of competency in bold need only be achieved once, in a generic context, and do not need to be demonstrated in the context of single pitch climbing.

All other units must be assessed in a single pitch climbing context.

Critical Aspects of a restricted climbing guide's (artificial surfaces) competence:

- Knowledge of, and compliance with, relevant Occupational Health and Safety requirements
- Contribution to participative arrangements for the management of Occupational Health and Safety
- Knowledge of, and compliance with, relevant laws and legal requirements
- Group facilitation skills and conflict resolution strategies
- Application of risk analysis principles in an artificial climbing context
- Response to emergency situations and performance of simple rescues
- Knowledge of advanced first aid procedures relevant to climbing
- Demonstrate an awareness of minimal impact procedures and an understanding of their application to an artificial climbing environment
- Knowledge of equipment storage and maintenance requirements relevant to climbing equipment
- Ability to plan and guide an artificial surface climbing session appropriate to the clients needs, available resources and environmental limitations
- Independent selection of climbing equipment appropriate to the situation and clients
- Underpinning knowledge about climbing equipment (advantages, disadvantages, limitations)
- Information about artificial sites and routes for climbing (appropriate to skill level)
- Selection of appropriate fixed anchors (eg, beams, eye bolts, chains)
- Rigging of ropes using single and multiple anchors
- Establishment of belay systems at the bottom of the pitch
- Efficient belaying of clients to accommodate different client abilities and situations
- Maintenance of a client's physical and emotional safety during a climbing session
- Ability to climb a top rope climb in an artificial environment.

(a) Leadership and Management Skills

Unit of competency	Aspects to be addressed
SRXEMR001A Respond to emergency situations	<ol style="list-style-type: none"> 1. Evaluate the emergency 2. Develop a plan of action 3. Control the emergency 4. Debrief the emergency
SRXFAD001A Provide first aid	<ol style="list-style-type: none"> 1. Assess the situation 2. Apply basic first aid techniques 3. Communicate details of the incident
SRXGRO001A Facilitate a group	<ol style="list-style-type: none"> 1. Plan the establishment of a group 2. Monitor group formation 3. Develop group commitment and cooperation 4. Facilitate group processes 5. Manage and facilitate group performance
SRXGRO002A Deal with conflict	<ol style="list-style-type: none"> 1. Identify conflict situations 2. Implement conflict resolution strategies 3. Use effective interpersonal skills
SRXINU002A Apply sport and recreation law	<ol style="list-style-type: none"> 1. Identify laws applicable to the sport and recreation industry 2. Ensure compliance with legal requirements
SRXOHS001B Follow defined Occupational Health and Safety policy and procedures	<ol style="list-style-type: none"> 1. Follow workplace procedures for hazard identification and risk control 2. Contribute to participative arrangements for the management of Occupational Health and Safety
SRXRIK001A Undertake risk analysis of activities	<ol style="list-style-type: none"> 1. Establish the context of the risk analysis 2. Identify risks associated with an activity 3. Conduct risk analysis of an activity 4. Undertake risk assessment of an activity 5. Treat risks associated with an activity 6. Monitor and review the risk management plan for an activity

(b) Outdoor recreation and single-pitch climbing specific skills

Unit of competency	Aspects to be addressed
SROCLA002A Apply climbing skills on artificial surfaces	<ol style="list-style-type: none"> 1. Plan for the activity 2. Select a route suitable for the abilities of the climbing party 3. Select equipment for a designated route 4. Utilise equipment effectively 5. Apply safety procedures 6. Demonstrate climbing techniques 7. Establish belaying position 8. Demonstrate suitable belaying technique
SRCLA003A Establish belays for climbing on artificial surfaces	<ol style="list-style-type: none"> 1. Choose solid and secure anchors 2. Select and set up a belay system
SROCLA008A Guide climbing activities on artificial surfaces	<ol style="list-style-type: none"> 1. Plan a climbing activity for clients 2. Select appropriate equipment for the group 3. Establish the climb(s) 4. Brief clients 5. Maintain welfare of the group

Unit of competency	Aspects to be addressed
	<ol style="list-style-type: none"> 6. Supervise a climbing activity safely 7. Conduct activity in a professional manner 8. Complete post-trip responsibilities
SROODR002A Plan outdoor recreation activities	<ol style="list-style-type: none"> 1. Make logistical arrangements 2. Select and use suitable outdoor equipment 3. Identify, plan and monitor food requirements 4. Identify and plan for water needs and usage 5. Identify and plan clothing requirements 6. Participate in an outdoor activity 7. Deal with non-routine situations
SROODR005A Guide outdoor recreation sessions	<ol style="list-style-type: none"> 1. Collect information to plan a session 2. Produce a session plan 3. Resource a session 4. Maintain clients' physical welfare 5. Maintain a positive social environment 6. Establish effective communication 7. Ensure client safety 8. Prepare clients to end the session 9. Evaluate the session
SROOPS002B Plan for minimal environmental impact	<ol style="list-style-type: none"> 1. Identify the interrelationships occurring within a natural environment 2. Identify sources of environmental impact 3. Identify sources of social impact 4. Plan for minimal impact 5. Implement methods to minimise impact 6. Monitor and review minimal impact practices
SROVTR001A Perform vertical rescues	<ol style="list-style-type: none"> 1. Ascend and descend a pitch using single rope techniques 2. Negotiate simple obstacles to self-rescue 3. Establish and use mechanical advantage systems 4. Perform vertical rescues

CLIMBING GUIDE (ARTIFICIAL SURFACES)

Description:

A person designated as a Climbing Guide (Artificial Surfaces) within the National Outdoor Leader Registration Scheme has the competencies that enable them to work autonomously within a defined range of skilled operations. These should involve known routines, methods and procedures, where minimal discretion and judgement is required in the selection of equipment, services or contingency measures and within known time constraints.

Climbing Guides (Artificial Surfaces) may work within clearly defined contexts conducting climbing activities acting according to clearly defined Standard Operating Procedures and relevant documented guidelines. **Persons with this level of competence may only conduct single pitch climbing activities at an artificial climbing site (these may be top rope or lead climbing).**

Persons with this level of competence may also work as an assistant with a more experienced leader in potentially non-routine or more complex activities and programs (eg, with “at risk” clients).

Knowledge and skill requirements:

A climbing guide requires restricted climbing guide competencies **PLUS:**

(a) Leadership & Management skills

Unit Code	Unit Title
SRXEMR002A	Coordinate emergency response
SRXGRO003A	Provide leadership to groups
SRXOHS002B	Implement and monitor the organisations’s Occupational Health and Safety policies, procedures and programs

(b) Outdoor recreation and climbing specific skills

Unit Code	Unit Title
SROCLA004A	Apply lead climbing skills on artificial surfaces
SROODR003A	Plan outdoor recreation activities (advanced)
SROODR006A	Manage risk in an outdoor activity

The units of competency in bold need only be achieved once, in a generic context, and do not need to be demonstrated in the context of artificial surface climbing.

All other units must be assessed in an artificial surface climbing context.

Critical Aspects of an artificial surface climbing guide's competence:

- Monitoring of the organisation's Occupational Health and Safety policies, procedures and programs and suggesting modifications, where relevant
- Knowledge of the requirements of a guide in potentially complex and challenging climbing situations
- Group facilitation skills and conflict resolution strategies
- Application of risk analysis principles in an artificial climbing context
- Demonstrate a knowledge of, and ability to apply, effective risk management strategies
- Response to emergency situations and performance of simple rescues
- Knowledge of first aid procedures relevant to climbing

- Knowledge of equipment storage and maintenance requirements relevant to climbing equipment
- Ability to plan and guide an artificial surface climbing session appropriate to the clients needs, available resources and environmental limitations
- Independent selection of climbing equipment appropriate to the situation and clients
- Underpinning knowledge about climbing equipment (advantages, disadvantages, limitations)
- Information about artificial sites and routes for climbing (appropriate to skill level)
- Selection of appropriate fixed anchors (eg, beams, eye bolts, chains)
- Rigging of ropes using single and multiple anchors
- Establishment of belay systems at the bottom of the pitch
- Establishment of belay systems at the top of the pitch
- Efficient belaying of clients to accommodate different client abilities and situations
- Maintenance of a client's physical and emotional safety during a climbing session
- Ability to lead and second single pitch climbs in an artificial environment.

(a) Leadership and Management Skills

Unit of competency	Aspects to be addressed
SRXEMR002A Coordinate emergency response	<ol style="list-style-type: none"> 1. Coordinate response to emergency reports or signals 2. Anticipate the behaviour and characteristics of typical emergencies 3. Coordinate and apply operating instructions 4. Coordinate the rescue procedure 5. Coordinate, initiate and control evacuation 6. Coordinate operational procedures
SRXGRO003A Provide Leadership to Groups	<ol style="list-style-type: none"> 1. Demonstrate appropriate standards of performance 2. Influence individuals and groups 3. Make decisions 4. Facilitate group decision making 5. Demonstrate appropriate leadership styles
SRXOHS002B Implement and monitor the organisation's Occupational Health and Safety policies, procedures and programs	<ol style="list-style-type: none"> 1. Provide information to the work group about Occupational Health and Safety and the organisation's Occupational Health and Safety policies, procedures and programs 2. Implement and monitor participative arrangements for the management of Occupational Health and Safety 3. Implement and monitor the organisation's procedures for identifying hazards and assessing risks 4. Implement and monitor the organisation's procedures for controlling risks 5. Implement the organisation's procedures for dealing with hazardous events 6. Implement and monitor the organisation's procedures for providing Occupational Health and Safety training 7. Implement and monitor the organisation's procedures for maintaining Occupational Health and Safety records

(b) Outdoor recreation and single-pitch climbing specific skills

Unit of competency	Aspects to be addressed
SRCLA004A Apply lead climbing skills on artificial surfaces	<ol style="list-style-type: none">1. Plan for the activity2. Select a route suitable for the abilities of the climbing party3. Select equipment for a designated route4. Utilise equipment effectively5. Apply safety procedures6. Demonstrate climbing techniques7. Ascend a route as a second climber8. Ascend a single pitch route as a lead climber9. Establish belaying position10. Demonstrate suitable belaying technique
SROODR003A Plan outdoor recreation activities (advanced)	<ol style="list-style-type: none">1. Make logistical arrangements2. Select and use suitable outdoor equipment3. Identify, plan and monitor food requirements4. Identify and plan for water needs and usage5. Identify and plan clothing requirements6. Participate in an outdoor activity7. Deal with non-routine situations
SROODR006A Manage risk in an outdoor activity	<ol style="list-style-type: none">1. Demonstrate knowledge of the role of risk theory in the context of outdoor activities2. Examine the adventure experience and its link to risk in outdoor activities3. Apply knowledge of accidents4. Identify and record potential risks and hazards in an activity, and management strategies to lessen their impact5. Apply risk management during an outdoor activity6. Evaluate risk management

SINGLE PITCH CLIMBING INSTRUCTOR (ARTIFICIAL SURFACES)

Description:

A person designated as a Single Pitch Climbing Instructor (Artificial Surfaces) within the National Outdoor Leader Registration Scheme has the competencies that enable them to work autonomously within a defined range of skilled operations. These should involve known routines, methods and procedures, where some discretion and judgement is required in the selection of equipment, services or contingency measures and within known time constraints.

Single pitch climbing instructors (artificial surfaces) may work within clearly defined contexts instructing single pitch climbing skills and techniques according to clearly defined Standard Operating Procedures and relevant documented guidelines. Persons with this level of competence may only instruct single pitch climbing skills and techniques at an artificial climbing site.

Persons with this level of competence may also work as an assistant with a more experienced leader in potentially non-routine or more complex activities and programs (eg, in multi-pitch situations).

Knowledge and skill requirements:

A single pitch climbing instructor requires climbing guide competencies **PLUS:**

(a) *Leadership & Management skills*

Unit Code	Unit Title
BSZ404A	Train small groups

(b) *Outdoor recreation and climbing specific skills*

Unit Code	Unit Title
SROCLA009A	Instruct climbing on artificial surfaces (single pitch)

The units of competency in bold need only be achieved once, in a generic context, and do not need to be demonstrated in the context of single pitch climbing.

All other units must be assessed in a single pitch climbing context.

Critical Aspects of a single pitch artificial surface climbing instructor's competence:

- Ability to plan and instruct a climbing session appropriate to the clients needs, available resources and environmental limitations

Ability to demonstrate and teach the following:

- Independent selection of climbing equipment appropriate to the situation and clients
- Underpinning knowledge about climbing equipment (advantages, disadvantages, limitations)
- Information about sites to climb (appropriate to skill level)
- Selection of fixed anchors (eg, beams, eye bolts, chains)
- Rigging of ropes using single and multiple anchors
- Establishment of belay systems at the top of the pitch
- Establishment of belay systems at the bottom of the pitch
- Efficient belaying of clients to accommodate different client abilities and situations
- Maintenance of a client's physical and emotional safety during a climbing session

- Efficient climbing in single pitch situations using a self belay
- Knowledge of, and ability to perform, vertical rescue techniques appropriate to single pitch climbing on artificial surfaces.

(a) Leadership and Management Skills

Unit of competency	Aspects to be addressed
BSZ404A Train Small Groups	<ol style="list-style-type: none"> 1. Prepare for training 2. Deliver training 3. Provide opportunities for practice 4. Review training

(b) Outdoor recreation and single-pitch climbing specific skills

Unit of competency	Aspects to be addressed
SROCLA009A Instruct climbing on artificial surfaces (single pitch)	<ol style="list-style-type: none"> 1. Plan an instructional session for teaching climbing skills on artificial surfaces 2. Select appropriate resources required to teach climbing skills on artificial surfaces 3. Introduce an instructional climbing session on artificial surfaces 4. Conduct an instructional climbing session on artificial surfaces 5. Apply appropriate teaching techniques for a climbing session on artificial surfaces 6. Teach required knowledge that applies to a climbing activity 7. Teach safety and rescue procedures appropriate to a climbing activity 8. Teach climbing skills (for artificial surfaces) 9. Communicate further climbing knowledge (for artificial surfaces) 10. Conclude and evaluate the climbing instructional session

MULTI PITCH CLIMBING INSTRUCTOR (ARTIFICIAL SURFACE)

Description:

A person designated as a Multi Pitch Climbing Instructor (Artificial Surfaces) within the National Outdoor Leader Registration Scheme has the competencies to instruct clients in order that they may acquire climbing skills or climbing guiding skills to enable independent operation.

A person with this level of competence may instruct clients to achieve the following outcomes:

- Single pitch climbing participant (artificial surface)
- Multi pitch climbing participant (artificial surface)
- Restricted climbing guide (artificial surface)
- Climbing guide (artificial surface).

Knowledge and skill requirements:

A multi pitch climbing instructor requires single pitch climbing instructor competencies **PLUS:**

(a) *Leadership & Management skills* - Nil

(b) *Outdoor recreation and climbing specific skills*

Unit Code	Unit Title
SROCLA005A	Apply multi pitch lead climbing skills on artificial surfaces
SROCLA006A	Establish belays for multi pitch climbing on artificial surfaces
SROCLA010A	Instruct climbing on artificial surfaces (multi pitch)

The units of competency in bold need only be achieved once, in a generic context, and do not need to be demonstrated in the context of multi pitch climbing.

All other units must be assessed in a multi pitch climbing context

Critical Aspects of a multi pitch climbing instructor's competence include critical aspects of single pitch climbing instructor PLUS:

- Ability to plan and instruct single and multi pitch climbing sessions appropriate to clients needs, available resources and environmental limitations

Ability to demonstrate and teach the following:

- Application of an extensive knowledge of equipment and discrimination between features of different equipment
- Selection of fixed anchors in single and multi-pitch situations
- Establishment of belay systems in single and multi-pitch situations
- Rigging of ropes using single and multiple anchors in single and multi-pitch situations
- Maintenance of a client's physical and emotional safety during climbing sessions in a diversity of situations (eg, extended periods of time, rescue situations)
- Efficient climbing in single and multi pitch, routine and non-routine situations

(a) Leadership and Management skills - Nil

(b) Outdoor recreation and climbing specific skills

Unit of competency	Aspects to be addressed
SROCLA005A Apply multi pitch lead climbing skills on artificial surfaces	<ol style="list-style-type: none">1. Plan for the activity2. Select a route suitable for the abilities of the climbing party3. Select equipment for a designated route4. Utilise equipment effectively5. Apply safety procedures6. Demonstrate climbing techniques7. Select and plan a multi pitch climb8. Undertake a multi pitch climb9. Demonstrate safe change over techniques at belay stations
SROCLA006A Establish belays for multi pitch climbing on artificial surfaces	<ol style="list-style-type: none">1. Choose solid and secure anchors2. Select and set up a belay system3. Rig rope pitches for safety and ease of use
SROCLA010A Instruct climbing on artificial surfaces (multi pitch)	<ol style="list-style-type: none">1. Plan an instructional session for teaching climbing skills on artificial surfaces2. Select appropriate resources required to teach climbing skills on artificial surfaces3. Introduce an instructional climbing session on artificial surfaces4. Conduct an instructional climbing session on artificial surfaces5. Apply appropriate teaching techniques for a climbing session on artificial surfaces6. Teach required knowledge that applies to a climbing activity7. Teach safety and rescue procedures appropriate to a climbing activity8. Teach climbing skills (for artificial surfaces)9. Communicate further climbing knowledge (for artificial surfaces)10. Conclude and evaluate the climbing instructional session

APPENDIX 1: SUMMARY OF REGISTRATION LEVELS AND REQUIRED COMPETENCIES

Unit Code	Unit Title	Abseil Artificial			Abseil Natural			Bushwalk Guide			Challenge Ropes Course						Climbing Artificial				
		SINGLE PITCH ABSEILING GUIDE	SINGLE PITCH ABSEILING INSTRUCTOR	MULTI PITCH ABSEILING INSTRUCTOR	SINGLE PITCH ABSEILING GUIDE	SINGLE PITCH ABSEILING INSTRUCTOR	MULTI PITCH ABSEILING GUIDE	MULTI PITCH ABSEILING INSTRUCTOR	TRACKED OR EASY UNTRACKED	DIFFICULT AND TRACKLESS	UNMODIFIED LANDSCAPES	LOW ROPES - CONDUCTOR	HIGH ROPES - CONDUCTOR	LOW ROPES - SUPERVISOR	HIGH ROPES - SUPERVISOR	LOW ROPES - MANAGER	HIGH ROPES - MANAGER	RESTRICTED GUIDE	CLIMBING GUIDE	SINGLE PITCH CLIMBING INSTRUCTOR	MULTI PITCH CLIMBING INSTRUCTOR
Leadership & Management skills																					
BSZ404A	Train small groups	•	✓	✓	•	✓	✓	•	✓	✓	✓	✓	✓	✓	✓	✓	✓	✓	✓	✓	✓
SRXEMR001A	Respond to emergency situations	✓	✓	✓	✓	✓	✓	✓	✓	✓	✓	✓	✓	✓	✓	✓	✓	✓	✓	✓	✓
SRXEMR002A	Coordinate emergency response	•	✓	✓	•	✓	✓	•	✓	✓	✓	✓	✓	✓	✓	✓	✓	✓	✓	✓	✓
SRXFAD001A	Provide first aid	✓	✓	✓	✓	✓	✓	✓	✓	✓	✓	✓	✓	✓	✓	✓	✓	✓	✓	✓	✓
SRXGRO001A	Facilitate a group	✓	✓	✓	✓	✓	✓	✓	✓	✓	✓	✓	✓	✓	✓	✓	✓	✓	✓	✓	✓
SRXGRO002A	Deal with conflict	✓	✓	✓	✓	✓	✓	✓	✓	✓	✓	✓	✓	✓	✓	✓	✓	✓	✓	✓	✓
SRXGRO003A	Provide leadership to groups	•	✓	✓	•	✓	✓	•	✓	✓	✓	✓	✓	✓	✓	✓	✓	✓	✓	✓	✓
SRXINU002A	Apply sport and recreation law	✓	✓	✓	✓	✓	✓	✓	✓	✓	✓	✓	✓	✓	✓	✓	✓	✓	✓	✓	✓
SRXOHS001B	Follow defined Occupational Health and Safety policy and procedures	✓	✓	✓	✓	✓	✓	✓	✓	✓	✓	✓	✓	✓	✓	✓	✓	✓	✓	✓	✓
SRXOHS002B	Implement and monitor the organisation's Occupational Health and Safety policies, procedures and programs	•	✓	✓	•	✓	✓	•	✓	✓	✓	✓	✓	✓	✓	✓	✓	✓	✓	✓	✓
SRXRIK001A	Undertake risk analysis of activities	✓	✓	✓	✓	✓	✓	✓	✓	✓	✓	✓	✓	✓	✓	✓	✓	✓	✓	✓	✓

Unit Code	Unit Title	Abseil Artificial	Abseil Natural	Bushwalk Guide	Challenge Ropes Course	Climbing Artificial
		<ul style="list-style-type: none"> • SINGLE PITCH ABSEILING GUIDE • SINGLE PITCH ABSEILING INSTRUCTOR • MULTI PITCH ABSEILING INSTRUCTOR 	<ul style="list-style-type: none"> • SINGLE PITCH ABSEILING GUIDE • SINGLE PITCH ABSEILING INSTRUCTOR • MULTI PITCH ABSEILING GUIDE • MULTI PITCH ABSEILING INSTRUCTOR 	<ul style="list-style-type: none"> • TRACKED OR EASY UNTRACKED • DIFFICULT AND TRACKLESS • UNMODIFIED LANDSCAPES 	<ul style="list-style-type: none"> • LOW ROPES - CONDUCTOR • HIGH ROPES - CONDUCTOR • LOW ROPES - SUPERVISOR • HIGH ROPES - SUPERVISOR • LOW ROPES - MANAGER • HIGH ROPES - MANAGER 	<ul style="list-style-type: none"> • RESTRICTED GUIDE • CLIMBING GUIDE • SINGLE PITCH CLIMBING INSTRUCTOR • MULTI PITCH CLIMBING INSTRUCTOR
Outdoor recreation and activity specific skills						
PUAOPE002A	Operate communications systems and equipment	•	•	✓	✓	✓
SROABA002A	Apply single pitch abseiling skills on artificial surfaces	✓	✓	✓	•	•
SROABA003A	Establish ropes for abseiling on artificial surfaces	✓	✓	✓	•	•
SROABA004A	Establish ropes for multi pitch abseiling on artificial surfaces	•	✓	•	•	•
SROABA005A	Guide abseiling on artificial surfaces (single pitch)	✓	✓	✓	•	•
SROABA006A	Instruct abseiling on artificial surfaces (single pitch)	•	✓	✓	•	•
SROABA007A	Instruct abseiling on artificial surfaces (multi pitch)	•	✓	•	•	•
SROABL001B	Take an assistant leadership role in the facilitation of adventure-based learning activities	•	•	•	✓	✓
SROABL002B	Facilitate adventure-based learning activities	•	•	•	✓	✓

Unit Code	Unit Title	Abseil Artificial			Abseil Natural			Bushwalk Guide			Challenge Ropes Course			Climbing Artificial							
		SINGLE PITCH ABSEILING GUIDE	SINGLE PITCH ABSEILING INSTRUCTOR	MULTI PITCH ABSEILING INSTRUCTOR	SINGLE PITCH ABSEILING GUIDE	SINGLE PITCH ABSEILING INSTRUCTOR	MULTI PITCH ABSEILING GUIDE	MULTI PITCH ABSEILING INSTRUCTOR	TRACKED OR EASY UNTRACKED	DIFFICULT AND TRACKLESS	UNMODIFIED LANDSCAPES	LOW ROPES - CONDUCTOR	HIGH ROPES - CONDUCTOR	LOW ROPES - SUPERVISOR	HIGH ROPES - SUPERVISOR	LOW ROPES - MANAGER	HIGH ROPES - MANAGER	RESTRICTED GUIDE	CLIMBING GUIDE	SINGLE PITCH CLIMBING INSTRUCTOR	MULTI PITCH CLIMBING INSTRUCTOR
SROABN003A	Apply single pitch abseiling skills on natural surfaces	.			✓																
SROABN004A	Establish ropes for single pitch abseiling on natural surfaces	.			✓																
SROABN005A	Apply multi pitch abseiling skills on natural surfaces	.					✓	✓													
SROABN006A	Establish ropes for multi pitch abseiling on natural surfaces	.					✓	✓													
SROABN007A	Guide abseiling on natural surfaces (single pitch)	.			✓	✓	✓	✓													
SROABN008A	Instruct abseiling on natural surfaces (single pitch)	.				✓	✓	✓													
SROABN009A	Guide abseiling on natural surfaces (multi pitch)	.					✓	✓													
SROABN010A	Instruct abseiling on natural surfaces (multi pitch)	.						✓													
SROBVG002A	Demonstrate bushwalking skills in difficult and trackless areas	.							✓	✓	✓										
SROBVG003A	Demonstrate bushwalking skills in unmodified landscapes	.								✓	✓										
SROBVG004A	Demonstrate river crossing skills	.								✓	✓										

Unit Code	Unit Title	Abseil Artificial			Abseil Natural			Bushwalk Guide	Challenge Ropes Course						Climbing Artificial						
		SINGLE PITCH ABSEILING GUIDE	SINGLE PITCH ABSEILING INSTRUCTOR	MULTI PITCH ABSEILING INSTRUCTOR	SINGLE PITCH ABSEILING GUIDE	SINGLE PITCH ABSEILING INSTRUCTOR	MULTI PITCH ABSEILING GUIDE	MULTI PITCH ABSEILING INSTRUCTOR	TRACKED OR EASY UNTRACKED	DIFFICULT AND TRACKLESS	UNMODIFIED LANDSCAPES	LOW ROPES - CONDUCTOR	HIGH ROPES - CONDUCTOR	LOW ROPES - SUPERVISOR	HIGH ROPES - SUPERVISOR	LOW ROPES - MANAGER	HIGH ROPES - MANAGER	RESTRICTED GUIDE	CLIMBING GUIDE	SINGLE PITCH CLIMBING INSTRUCTOR	MULTI PITCH CLIMBING INSTRUCTOR
SROBWG008A	Guide bushwalks in tracked or easy untracked areas	✓	✓	✓											
SROBWG009A	Guide bushwalks in difficult and trackless areas		✓	✓											
SROBWG010A	Guide bushwalks in unmodified landscapes			✓											
SROCLA002A	Apply climbing skills on artificial surfaces										✓	✓	✓	✓	
SROCLA003A	Establish belays for climbing on artificial surfaces										✓	✓	✓	✓	
SROCLA004A	Apply lead climbing skills on artificial surfaces											✓	✓	✓	
SROCLA005A	Apply multi pitch abseiling skills on artificial surfaces													✓	
SROCLA006A	Establish belays for multi pitch climbing on artificial surfaces													✓	
SROCLA008A	Guide climbing activities on artificial surfaces										✓	✓	✓	✓	
SROCLA009A	Instruct climbing skills on artificial surfaces(single pitch)												✓	✓	
SROCLA010A	Instruct climbing skills on artificial surfaces(multi pitch)													✓	
SROCRP001A	Conduct a low ropes session				✓		✓		✓						
SROCRP002A	Conduct a high ropes session					✓		✓		✓					
SROCRP003A	Supervise a low ropes session														

Unit Code	Unit Title	Abseil Artificial	Abseil Natural	Bushwalk Guide	Challenge Ropes Course	Climbing Artificial
		SINGLE PITCH ABSEILING GUIDE SINGLE PITCH ABSEILING INSTRUCTOR MULTI PITCH ABSEILING INSTRUCTOR	SINGLE PITCH ABSEILING GUIDE SINGLE PITCH ABSEILING INSTRUCTOR MULTI PITCH ABSEILING GUIDE MULTI PITCH ABSEILING INSTRUCTOR	TRACKED OR EASY UNTRACKED DIFFICULT AND TRACKLESS UNMODIFIED LANDSCAPES	LOW ROPES - CONDUCTOR HIGH ROPES - CONDUCTOR LOW ROPES - SUPERVISOR HIGH ROPES - SUPERVISOR LOW ROPES - MANAGER HIGH ROPES - MANAGER	RESTRICTED GUIDE CLIMBING GUIDE SINGLE PITCH CLIMBING INSTRUCTOR MULTI PITCH CLIMBING INSTRUCTOR
SROCRP004A	Supervise a high ropes session	•	•	•		
SROCRP005A	Manage a low ropes course	•	•	•		
SROCRP006A	Manage a high ropes course	•	•	•		
SRONAV002B	Navigate in difficult and trackless areas	•	•	✓	✓	
SRONAV003B	Navigate in unmodified landscapes in extreme environmental conditions	•	•	•	✓	
SROODR002A	Plan outdoor recreation activities	✓	✓	✓	✓	✓
SROODR003A	Plan outdoor recreation activities (advanced)	•	•	•	✓	✓
SROODR005A	Guide outdoor recreation sessions	✓	✓	✓	✓	✓
SROODR006A	Manage risk in an outdoor activity	•	•	•	✓	✓
SROOPS002B	Plan for minimal environmental impact	✓	✓	✓	✓	✓
SROOPS003B	Apply weather information	•	✓	✓	✓	✓
SROOPS004B	Interpret weather conditions in the field	•	•	•	✓	✓
SROOPS006B	Use and maintain a temporary or overnight site	•	•	•	✓	✓
SROVTR001A	Perform vertical rescues	✓	✓	•		✓
SROVTR002A	Perform complex vertical rescues	•	✓	•		✓

APPENDIX 2: MAPPING – NEW UNITS (SRO03 TRAINING PACKAGE) AGAINST OLD (SRO99 TRAINING PACKAGE)

NEW UNITS		OLD UNITS	
CODE	TITLE	CODE	TITLE
PUAOPE002A	Operate communications systems and equipment	PUX OPEO 04A	Operate Communications systems
SROABA001A	Demonstrate simple abseiling skills on artificial surfaces	SRO ABS 001A	Demonstrate abseiling skills
SROABA002A	Apply single pitch abseiling skills on artificial surfaces	SRO ABS 002A	Apply abseiling skills in a range of single pitch contexts
SROABA003A	Establish ropes for abseiling on artificial surfaces	SRO ROP 003A	Select suitable natural and/or fixed anchors for roping activities
		SRO ROP 004A	Establish belay systems using natural and/or fixed anchors for roping activities
		SRO ROP 005A	Rig a rope pitch
SROABA004A	Establish ropes for multi pitch abseiling on artificial surfaces	SRO ROP 007A	Select an extensive range of suitable anchors for roping activities
		SRO ROP 008A	Establish belay systems for a broad range of contexts
		SRO ROP 009A	Use a broad range of techniques to rig rope pitches
SROABA005A	Guide abseiling on artificial surfaces (single pitch)	NEW	Nearest equivalence is SRXCAI004A Plan a sport and recreation session and SRXCAI005A Conduct a sport and recreation session (in artificial abseiling context)
SROABA006A	Instruct abseiling on artificial surfaces (single pitch)	NEW	Nearest equivalence is SROORE008A Instruct outdoor recreation activity skills (in artificial abseiling context)
SROABA007A	Instruct abseiling on artificial surfaces (multi pitch)	NEW	Nearest equivalence is SROORE008A Instruct outdoor recreation activity skills (in artificial abseiling context)
SROABL001B	Take an assistant leadership role in the facilitation of adventure-based learning activities	SRO ABL 001A	Take an assistant leadership role in the facilitation of adventure-based learning activities
SROABL002B	Facilitate adventure-based learning activities	SRO ABL 002A	Facilitate adventure-based learning activities
SROABL003B	Design and facilitate adventure-based programs requiring advanced facilitation techniques	SRO ABL 003A	Design and facilitate adventure-based programs requiring advanced facilitation techniques
SROABN001A	Demonstrate simple abseiling skills on natural surfaces	SRO ABS 001A	Demonstrate abseiling skills
SROABN002A	Safeguard an abseiler using a single rope belay system	SRO ROP 001A	Safeguard a person using a single rope belay system
		SRO ROP 002A	Use belay systems to safeguard self and others
SROABN003A	Apply single pitch abseiling skills on natural surfaces	SRO ABS 002A	Apply abseiling skills in a range of single pitch contexts

NEW UNITS		OLD UNITS	
CODE	TITLE	CODE	TITLE
SROABN004A	Establish ropes for single pitch abseiling on natural surfaces	SRO ROP 003A SRO ROP 004A SRO ROP 005A	Select suitable natural and/or fixed anchors for roping activities Establish belay systems using natural and/or fixed anchors for roping activities Rig a rope pitch
SROABN005A	Apply multi pitch abseiling skills on natural surfaces	SRO ABS 003A	Apply abseiling skills in a broad range of contexts
SROABN006A	Establish ropes for multi pitch abseiling on natural surfaces	SRO ROP 007A SRO ROP 008A SRO ROP 009A	Select an extensive range of suitable anchors for roping activities Establish belay systems for a broad range of contexts Use a broad range of techniques to rig rope pitches
SROABN007A	Guide abseiling on natural surfaces (single pitch)	NEW	Nearest equivalence is SRXCAI004A Plan a sport and recreation session and SRXCAI005A Conduct a sport and recreation session (in abseiling natural surface context)
SROABN008A	Instruct abseiling on natural surfaces (single pitch)	NEW	Nearest equivalence is SROORE008A Instruct outdoor recreation activity skills (in single pitch abseiling, natural surface, context)
SROABN009A	Guide abseiling on natural surfaces (multi pitch)	NEW	Nearest equivalence is SROORE007A Guide groups in a broad range of outdoor recreation situations and circumstances (in multi pitch abseiling natural surface context)
SROABN010A	Instruct abseiling on natural surfaces (multi pitch)	NEW	Nearest equivalence is SROORE008A Instruct outdoor recreation activity skills (in multi pitch abseiling, natural surface, context)
SROBVG001A	Demonstrate bushwalking skills in tracked or easy untracked areas	SRO BWK 001A	Demonstrate bushwalking skills in tracked or easy untracked areas
SROBVG002A	Demonstrate bushwalking skills in difficult or trackless areas	SRO BWK 002A	Demonstrate bushwalking skills in difficult or trackless areas
SROBVG003A	Demonstrate bushwalking skills in unmodified landscapes	SRO BWK 003A	Demonstrate advanced bushwalking skills in a broad range of areas and conditions
SROBVG004A	Demonstrate river crossing skills	NEW	
SROBVG008A	Guide bushwalks in tracked or easy untracked areas	NEW	Nearest equivalence is SRXCAI004A Plan a sport and recreation session and SRXCAI005A Conduct a sport and recreation session (in tracked/easy untracked bushwalking context)
SROBVG009A	Guide bushwalks in difficult and trackless areas	NEW	Nearest equivalence is SROORE007A Guide groups in a broad range of outdoor recreation situations and circumstances (in difficult/trackless bushwalking context)
SROBVG010A	Guide bushwalks in unmodified landscapes	NEW	Nearest equivalence is SROORE007A Guide groups in a broad range of outdoor recreation situations and circumstances (in bushwalking, unmodified landscapes context)

NEW UNITS		OLD UNITS	
CODE	TITLE	CODE	TITLE
SROCLA002A	Apply climbing skills on artificial surfaces	SRO CLM 002A SRO ROP 002A	Apply climbing skills in a limited range of situations Use belay systems to safeguard self and others
SROCLA003A	Establish belays for climbing on artificial surfaces	SRO ROP 003A SRO ROP 004A SRO ROP 005A	Select suitable natural and/or fixed anchors for roping activities Establish belay systems using natural and/or fixed anchors for roping activities Rig a rope pitch
SROCLA004A	Apply lead climbing skills on artificial surfaces	SRO CLM 004A	Apply lead climbing skills (single pitch)
SROCLA005A	Apply multi pitch lead climbing skills on artificial surfaces	SRO CLM 005A	Apply lead climbing skills (multi pitch)
SROCLA006A	Establish belays for multi pitch climbing on artificial surfaces	SRO ROP 007A SRO ROP 008A SRO ROP 009A	Select an extensive range of suitable anchors for roping activities Establish belay systems for a broad range of contexts Use a broad range of techniques to rig rope pitches
SROCLA007A	Demonstrate route setting skills	NEW	
SROCLA008A	Guide climbing activities on artificial surfaces	NEW	Nearest equivalence is SRXCAI004A Plan a sport and recreation session and SRXCAI005A Conduct a sport and recreation session (in abseiling natural surface context)
SROCLA009A	Instruct climbing on artificial surfaces (single pitch)	NEW	Nearest equivalence is SROORE008A Instruct outdoor recreation activity skills (in artificial climbing, single pitch context)
SROCLA010A	Instruct climbing on artificial surfaces (multi pitch)	NEW	Nearest equivalence is SROORE008A Instruct outdoor recreation activity skills (in artificial climbing, multi pitch context)
SROCRP001A	Conduct a low ropes session	SRO CRC 001A	Conduct activities on a challenge ropes course with low elements
SROCRP002A	Conduct a high ropes session	SRO CRC 002A SRO ROP 006A SRO ROP 003A SRO ROP 004A	Conduct activities on a challenge ropes course with high elements Perform vertical rescues of self and others Select suitable natural and/or fixed anchors for roping activities Establish belay systems using natural and/or fixed anchors for roping activities
SROCRP003A	Supervise a low ropes session	SRO CRC 003A	Supervise the use of a challenge ropes course with low elements
SROCRP004A	Supervise a high ropes session	SRO CRC 004A SRO ROP 006A SRO ROP 007A SRO ROP 008A	Supervise the use of a challenge ropes course with high elements Perform vertical rescues of self and others Select an extensive range of suitable anchors for roping activities Establish belay systems for a broad range of contexts
SRONAV001B	Navigate in tracked or easy untracked areas	SRO NAV 001A	Navigate in tracked or easy untracked areas
SRONAV002B	Navigate in difficult or trackless areas	SRO NAV 002A	Navigate in difficult or trackless areas

NEW UNITS		OLD UNITS	
CODE	TITLE	CODE	TITLE
SRONAV003B	Navigate in unmodified landscapes in extreme environmental conditions	SRO NAV 003A	Navigate in remote or trackless areas in extreme environmental conditions
SROODR002A	Plan outdoor recreation activities	SRO ORE 003A SRO ORE 004A	Prepare to participate in outdoor activities /Participate in outdoor activities
SROODR003A	Plan outdoor recreation activities (advanced)	SRO ORE 005A SRO ORE 006A	Prepare to participate in outdoor activities in a broad range of situations and circumstances / Participate in outdoor activities in a broad range of situations and circumstances
SROODR006A	Manage risk in an outdoor activity	NEW	
SROOPS002B	Plan for minimal environmental impact	SRO OPS 002A	Plan for minimal environmental impact
SROOPS003B	Apply weather information	SRO OPS 003A	Apply weather information
SROOPS006B	Use and maintain a temporary or overnight site	SRO OPS 006A	Use and maintain a temporary or overnight site
SROVTR001A	Perform vertical rescues	SRO ROP 006A	Perform vertical rescues of self and others
SROVTR002A	Perform complex vertical rescues	SRO ROP 010A	Perform complex vertical rescues
BSZ404A	Train small groups	BSZ 404A	Train small groups
SRXEMR001A	Respond to emergency situations	SRX EME 003A	Respond to emergency situations
SRXEMR002A	Coordinate emergency response	SRX EME 004A	Coordinate emergency response
SRXFAD001A	Provide first aid	PUX EME0 01A	Provide emergency care
SRXFAD002A	Provide advanced first aid response	PUX EME0 02A	Manage injuries in emergency incidents
SRXGRO001A	Facilitate a group	SRX GRP 001A	Facilitate a group
SRXGRO002A	Deal with conflict	SRX TEM 004A	Deal with conflict
SRXGRO003A	Provide leadership to groups	SRX GRP 002A	Provide leadership to groups
SRXINU002A	Apply sport and recreation law	SRX IND 003A	Apply sport and recreation law
SRXOHS001B	Follow defined Occupational Health and Safety policies and procedures	SRX OHS 001A	Follow defined Occupational Health and Safety policy and procedures related to the work being undertaken in order to ensure own safety and that of others in the workplace
SRXOHS002B	Implement and monitor the organisation's Occupational Health and Safety policies, procedures and programs	SRX OHS 002A	Implement and monitor the organisation's Occupational Health and Safety policies, procedures and programs and maintain Occupational Health and Safety standards
SRXRIK001A	Undertake risk analysis of activities	SRX RIS 001A	Undertake risk analysis of activities

